

Table 1 - Summary of Changes Report (\$000)
2023 RTIP Amendment No. 14

LEGEND:
 ↑ Increase
 ↓ Reduce
 ↔ Revise
 + Add new

Project ID	Lead Agency	Project Title	Total Programmed Before	Total Programmed Revised	Cost Difference	Percent Change	Change Description
CAL09	Caltrans	Interstate 5 - HOV/Managed Lanes	\$907,455	\$908,672	\$1,217	1%	↑ CMAQ
CAL09E	Caltrans	I-5 HOV Lanes: Oceanside	\$0	\$11,266	\$11,266	N/A	New project
CAL105	Caltrans	Grouped Projects for Highway Safety Improvement - HSIP Program	\$23,779	\$23,779	\$0	0%	↔ HSIP and Local Funds between fiscal years
CAL277A	Caltrans	I-5 HOV/SR 78 Connector	\$16,118	\$16,118	\$0	0%	↔ TransNet - MC between fiscal years
CAL633	Caltrans	805 South HOT Lane Conversion	\$0	\$10,000	\$10,000	N/A	New project
CB44	Carlsbad, City of	Traffic Signal - RAMS	\$117	\$140	\$23	20%	↑ TransNet - LSI
EL06	El Cajon, City of	Traffic Signals Projects	\$4,474	\$4,493	\$19	1%	↑ TransNet - LSI
MTS32A	San Diego Metropolitan Transit System	Preventive Maintenance	\$540,299	\$540,369	\$70	1%	↑ FTA 5307
O51	Oceanside, City of	Cassidy Street Bridge Overcrossing Replacement	\$0	\$950	\$950	N/A	New project
SAN13	San Diego Association of Governments	Joint Transit Operations Center	\$2,085	\$2,085	\$0	0%	↔ Local Funds - Toll Funds between fiscal years
SAN26B	San Diego Association of Governments	Downtown BRT Stations	\$20,978	\$20,884	-\$94	-1%	Completed project
SAN26C	San Diego Association of Governments	SR 15 Bus Rapid Transi (BRT) Mid-City Centerline Stations	\$62,615	\$61,672	-\$943	-2%	Completed project
SAN29	San Diego Association of Governments	Sorrento to Miramar Double Track/Realign	\$74,913	\$75,514	\$601	1%	↑ TransNet - MC
SAN36	San Diego Association of Governments	Bus/Rail Signal & Communications Equipment	\$29,167	\$28,339	-\$828	-3%	↑ TransNet - MC; + TransNet - TSI; ↓ TDA

Table 1 - Summary of Changes Report (\$000)
2023 RTIP Amendment No. 14

LEGEND:
 ↑ Increase
 ↓ Reduce
 ↔ Revise
 + Add new

Project ID	Lead Agency	Project Title	Total Programmed Before	Total Programmed Revised	Cost Difference	Percent Change	Change Description
SAN47	San Diego Association of Governments	South Bay BRT	\$127,390	\$126,865	-\$525	-1%	↓ TransNet - MC
SAN54	San Diego Association of Governments	ITS Operating	\$6,003	\$6,241	\$238	4%	↑ TransNet - MC
SAN64	San Diego Association of Governments	Eastbrook to Shell Double Track	\$37,451	\$37,092	-\$359	-1%	↓ SB1 - LPP Formula
SAN66	San Diego Association of Governments	Grouped Projects for Rehabilitation or Reconstruction of Track Structures, Track, and Trackbed in Existing Rights-of-Way: Blue Line Corridor	\$30,288	\$34,471	\$4,183	14%	↑ TransNet - MC
SAN73	San Diego Association of Governments	San Elijo Lagoon Double Track	\$77,862	\$79,350	\$1,488	2%	↑ TransNet - MC
SAN114	San Diego Association of Governments	Grouped Projects for Rehabilitation or Reconstruction of Track Structures, Track, and Trackbed in Existing Rights-of-Way: Coastal Rail Corridor	\$488,133	\$630,953	\$142,820	29%	↑ TransNet - MC; ↑ SB1 - Cap & Trade; ↑ Local Funds; ↑ CPF; + STIP State Cash-Aug RIP; ↓ Coastal Conservancy; ↓ SB1 - TIRCP
SAN119	San Diego Association of Governments	Sorrento Valley Double Track	\$32,813	\$32,813	\$0	0%	↔ TransNet - MC between fiscal years
SAN132	San Diego Association of Governments	Elvira to Morena Double Track	\$200,040	\$199,713	-\$327	-1%	↑ TransNet - MC; ↑ Local Funds; ↓ FTA 5307; ↓ STA
SAN147	San Diego Association of Governments	Grouped Projects for Bicycle and Pedestrian Facilities - Bayshore Bikeway	\$81,349	\$82,051	\$702	1%	↑ TransNet - BPNS; + SB1 - LPP Formula; ↓ CRP; ↑ Local Funds
SAN148	San Diego Association of Governments	Grouped Projects for Bicycle and Pedestrian Facilities - Coastal Rail Trail	\$37,643	\$46,457	\$8,814	23%	↔ TransNet - BPNS and CRP between fiscal years; + STIP-RIP Aug.
SAN153	San Diego Association of Governments	The Inland Rail Trail	\$92,012	\$97,405	\$5,393	6%	↑ TransNet - BPNS; ↔ CRP, RSTP, and ATP between fiscal years; ↑ SB1 - LPP Formula; ↓ TDA - Bicycles; ↑ Local Funds
SAN196	San Diego Association of Governments	Grouped Projects for Bicycle and Pedestrian Facilities - San Diego River Trail	\$1,600	\$1,360	-\$240	-15%	↓ TransNet - BPNS
SAN199	San Diego Association of Governments	Rose Canyon Bridge Replacements	\$220	\$220	\$0	0%	↔ TransNet - MC and Local Funds between fiscal years
SAN200	San Diego Association of Governments	San Onofre Bridge Replacement	\$110	\$110	\$0	0%	↔ TransNet - MC and Local Funds between fiscal years

**Table 1 - Summary of Changes Report (\$000)
2023 RTIP Amendment No. 14**

LEGEND:
 ↑ Increase
 ↓ Reduce
 ↔ Revise
 + Add new

Project ID	Lead Agency	Project Title	Total Programmed Before	Total Programmed Revised	Cost Difference	Percent Change	Change Description
SAN224	San Diego Association of Governments	I-805/SR 94 Bus on Shoulder Demonstration Project	\$30,900	\$30,900	\$0	0%	↔ TransNet - MC between fiscal years
SAN227	San Diego Association of Governments	Grouped Projects for Bicycle and Pedestrian Facilities - North Park/Mid-City Bikeways	\$91,729	\$92,111	\$383	0%	↑ TransNet - BPNS; ↑ ATP - R
SAN228	San Diego Association of Governments	Grouped Projects for Bicycle and Pedestrian Facilities - Uptown Bikeways	\$74,681	\$75,259	\$578	1%	↑ TransNet - BPNS; ↑ TransNet - MC; ↓ TransNet - SGIP
SAN258	San Diego Association of Governments	Central Mobility Hub	\$74,921	\$42,921	-\$32,000	-43%	↓ CMAQ
SAN260	North County Transit District	COASTER Train Sets	\$58,800	\$58,800	\$0	0%	Deleted TransNet - CP; ↔ TransNet - MC between fiscal years
SAN261	San Diego Association of Governments	Palomar Street Rail Grade Separation	\$7,000	\$34,135	\$27,135	388%	↑ TransNet - MC; + FRA
SAN262	San Diego Metropolitan Transit System	Low-Floor Light Rail Transit Vehicles	\$72,260	\$72,260	\$0	0%	↔ TransNet - MC between fiscal years
SAN264	San Diego Association of Governments	Regional Electric Vehicle Charging Incentive Program	\$14,800	\$8,800	-\$6,000	-41%	Deleted CMAQ
SAN265	San Diego Association of Governments	Flexible Fleet Pilots	\$9,736	\$9,736	\$0	0%	↔ RSTP between fiscal years
SAN268	San Diego Association of Governments	Del Mar Bluffs V	\$87,899	\$88,399	\$500	1%	↑ SB1 - TCEP; ↓ SB125 - TIRCP; ↓ Local Funds
SAN275	San Diego Association of Governments	Pacific Coast Highway/Central Mobility Bikeway	\$7,314	\$7,314	\$0	0%	New project
SAN289	San Diego Association of Governments	San Dieguito to Sorrento Valley Double-Track	\$155,218	\$302,718	\$147,500	95%	↔ TransNet - MC between fiscal years; ↑ SB1 - Cap & Trade
SAN290	San Diego Association of Governments	Beyer Track and Slope	\$1,000	\$5,379	\$4,379	438%	+ Local Funds
SAN312	San Diego Association of Governments	Del Mar Bluffs Access Improvements	\$9,000	\$9,000	\$0	0%	↔ RSTP between fiscal years

**Table 1 - Summary of Changes Report (\$000)
2023 RTIP Amendment No. 14**

LEGEND:
 ↑ Increase
 ↓ Reduce
 ↔ Revise
 + Add new

Project ID	Lead Agency	Project Title	Total Programmed Before	Total Programmed Revised	Cost Difference	Percent Change	Change Description
SAN313	San Diego Association of Governments	I-805 South: HOV Conversion to Express Lanes (Palomar to SR 94), From East Palomar Street, on the south, to SR 94, on the north.	\$0	\$10,900	\$10,900	N/A	↑ TransNet - LSI Carry Over
SAN315	San Diego Association of Governments	Airport Transit Connection	\$0	\$32,000	\$32,000	N/A	New project
SAN316	San Diego Association of Governments	San Ysidro Track Relocation	\$0	\$3,677	\$3,677	N/A	New project
SAN317	San Diego Association of Governments	Next Gen Rapid R-625 Advanced Planning	\$0	\$10,000	\$10,000	N/A	New project
SD237	San Diego, City of	Coastal Rail Trail	\$20,673	\$24,789	\$4,116	20%	+ CPF
SNT04	Santee, City of	Pavement Repair and Rehabilitation	\$34,619	\$34,067	-\$552	-2%	↓ TransNet - LSI
SNT22	Santee, City of	Pavement Roadway Maintenance	\$11,145	\$11,697	\$552	5%	↑ TransNet - LSI
V07	Various Agencies	Biological Mitigation Program	\$462,000	\$462,000	\$0	0%	↔ TransNet - REMP (AC) and RSTP Conversion between fiscal years
V08	Various Agencies	Regional Habitat Conservation Fund	\$77,961	\$78,271	\$310	0%	↑ TransNet - LEMP; ↑ TransNet - REMP; ↓ Local Funds
V12	Various Agencies	Grouped Projects for Bicycle and Pedestrian Facilities.	\$56,124	\$56,125	\$1	0%	↑ TransNet - BPNS; ↔ CRP, RSTP, ATP - S, and TDA - Bicycles between fiscal years
V14	Various Agencies	Grouped Projects for Bicycle and pedestrian facilities - Active Transportation Program (ATP)	\$124,453	\$124,453	\$0	0%	↔ TransNet - BPNS between fiscal years
V16	Various Agencies	Grouped Projects for Operating Assistance - TransNet Senior Mini-Grant Program	\$3,064	\$3,079	\$15	0%	↑ TransNet - SS
V20	Various Agencies	Grouped Projects for Engineering - Complete Corridor Studies	\$34,365	\$35,005	\$640	2%	↑ RSTP; + Federal RCEGP

Abbreviation
ATP-R

Fund Type
Active Transportation Program - Regional

**Table 1 - Summary of Changes Report (\$000)
2023 RTIP Amendment No. 14**

LEGEND:
 ↑ Increase
 ↓ Reduce
 ↔ Revise
 + Add new

Project ID	Lead Agency	Project Title	Total Programmed Before	Total Programmed Revised	Cost Difference	Percent Change	Change Description
ATP-S		Active Transportation Program - Statewide					
CMAQ		Congestion Mitigation and Air Quality					
Coastal Conservancy		California State Coastal Conservancy Grant Program					
CRP		Carbon Reduction Program					
Fed Disc. - RCEGP		Rail Crossing Elimination Grant Program					
Fed Disc. - CPF - Transit Infra		Community Planning Earmark Funds					
Fed Disc. - CPF - Highway Infra		Community Planning Earmark Funds					
FRA		Federal Railroad Administration					
FRA PRIAA		Federal Railroad Administration - Passenger Rail Investment and Improvement Act					
FTA 5307		Federal Transit Administration Urbanized Area Formula Program					
Local Funds		Funds available from other sources such as developer fees, fare revenue or general fund					
RSTP		Regional Surface Transportation Block Grant					
RSTP Conversion		Reimbursement of advanced federal funds which have been advanced with local funds in earlier years					
TDA - Bike		Transportation Development Act for Bicycles					
SB1 - LPP		Senate Bill 1 - Local Partnership Program					
SB1 - TCEP		Senate Bill 1 - Trade Corridor Enhancement Program					
SB1 - TIRCP		Senate Bill 1 - Transit and Intercity Rail Capital Program					
STA		State Transit Assistance					
STIP-RIP-AC		STIP - Regional Improvement Program AC					
Toll Credits		Local funds that can be used to match federal funds					
TransNet - BPNS		Prop A Extension - Bicycle, Pedestrian and Neighborhood Safety Program					
TransNet - CP		Prop A Extension - Commercial Paper					
TransNet - LEMP		Prop A Extension - Local Environmental Mitigation Program					
TransNet - LSI		Prop A Extension - Local System Improvements					
TransNet - MC		Prop A Extension - Major Corridors					
TransNet - REMF		Prop A Extension - Regional Environmental Mitigation Program					
TransNet - SGIP		Prop A Extension - Smart Growth Incentive Program					
TransNet - SS		Prop A Extension - Senior Services Program					
TransNet - TSI		Prop A Extension - Transit System Improvements					

Table 2
2023 Regional Transportation Improvement Program
Amendment No. 14
San Diego Region (in \$000s)

Caltrans

MPO ID: CAL09		RTIP #:23-14									
Project Title:	Interstate 5 - HOV/Managed Lanes								EA NO: 235800, 2T217, 2T218, 2T35U, 2T257, 2T258, 2T359, 2T170, 2T171, 2T172, 2T210, 2T211, 2T212, 2T358		
Project Description:	Interstate 5 - construct High Occupancy Vehicle (HOV)/Managed Lanes on I-5; construct Phase 1: Construct HOV from Lomas Santa Fe to Birmingham and replace San Elijo Bridge; Construct Phase 2: construct HOV lanes and soundwall on private property from Birmingham to Palomar Airport Rd; Construct Phase 3: Construct HOV lanes and soundwalls on private property from Palomar Airport Rd to SR-78. Toll Credits will be used to match federal funds for the PE phase, ROW phase and for the CON phase								PPNO: 0615CDE, 0615 RTP REF: A-51 (2019) SANDAG ID: 1200511, 1200501, 1200504, 1200510, 1200509		
Change Reason:	Increase funding										
RT:5	Capacity Status:CI		Exempt Category:Non-Exempt								
Est Total Cost: \$954,293		Open to Traffic: Phase 1: Mar 2022		Phase 2: Mar 2022		Phase 3: Dec 2022					
	TOTAL	PRIOR	22/23	23/24	24/25	25/26	26/27	FUTURE	PE	RW	CON
TransNet - MC	\$168,841	\$155,708	\$6,378	\$3,348	\$3,407				\$122,240	\$36,118	\$10,483
TransNet - MC AC	\$0	\$350	\$(350)								
CBI	\$416	\$416							\$416		
CMAQ	\$174,968	\$162,791	\$7,848	\$3,111				\$1,217	\$27,721	\$3,645	\$143,602
Earmark Repurposing	\$5,718	\$5,226	\$492						\$1,220		\$4,498
IM	\$3,886	\$3,886							\$3,886		
Other Fed - HIP	\$25,654	\$25,654									\$25,654
RSTP	\$102,520	\$102,519							\$48,169	\$10,118	\$44,233
STP	\$751	\$751							\$751		
SB1 - CCP	\$195,000	\$195,000									\$195,000
STIP-RIP AC	\$229,084	\$190,021	\$39,063						\$9,561		\$219,523
STIP-RIP State Cash	\$628	\$628							\$628		
Local Funds	\$1,206	\$1,206									\$1,206
TOTAL	\$908,672	\$844,156	\$53,431	\$6,459	\$3,407			\$1,217	\$214,592	\$49,881	\$644,199

* \$5.324M programmed in CAL46A; \$299K provided outside of the RTIP; \$12.035M programmed in CAL443; \$22.616M programmed in CAL468; \$6.744M programmed in CAL491

PROJECT LAST AMENDED 23-09											
	TOTAL	PRIOR	22/23	23/24	24/25	25/26	26/27	FUTURE	PE	RW	CON
TransNet - MC	\$168,841	\$155,708	\$6,378	\$3,348	\$3,407				\$122,240	\$36,118	\$10,483
TransNet - MC AC	\$0	\$350	\$(350)								
CBI	\$416	\$416							\$416		
CMAQ	\$173,751	\$162,791	\$7,848	\$3,111					\$27,721	\$3,645	\$142,385
Earmark Repurposing	\$5,718	\$5,226	\$492						\$1,220		\$4,498
IM	\$3,886	\$3,886							\$3,886		
Other Fed - HIP	\$25,654	\$25,654									\$25,654
RSTP	\$102,520	\$102,519							\$48,169	\$10,118	\$44,233
STP	\$751	\$751							\$751		
SB1 - CCP	\$195,000	\$195,000									\$195,000
STIP-RIP AC	\$229,084	\$190,021	\$39,063						\$9,561		\$219,523
STIP-RIP State Cash	\$628	\$628							\$628		
Local Funds	\$1,206	\$1,206									\$1,206
TOTAL	\$907,455	\$844,156	\$53,431	\$6,459	\$3,407				\$214,592	\$49,881	\$642,982

**2023 Regional Transportation Improvement Program
Amendment No. 14
San Diego Region (in \$000s)**

Caltrans

MPO ID: CAL09E										RTIP #:23-14	
Project Title: I-5 HOV Lanes: Oceanside							EA NO: 2T377x				
Project Description: I-5 from SR 78 to SR 76 Milepost begins at 51.2 ends at 53.8 (2.56 miles) - Design of one High-Occupancy Vehicle (HOV) lane in each direction.							PPNO: 1547				
Change Reason: New Project							SANDAG ID: 1200516				
RT:5		Capacity Status:NCI		Exempt Category:Other - Non construction related activities							
Est Total Cost: \$11,266											
	TOTAL	PRIOR	22/23	23/24	24/25	25/26	26/27	FUTURE	PE	RW	CON
TransNet - MC	\$100				\$40	\$40	\$20		\$100		
Other Fed - HIP	\$1,166				\$1,166				\$1,166		
STIP-RIP NHS	\$10,000				\$10,000				\$10,000		
TOTAL	\$11,266				\$11,206	\$40	\$20		\$11,266		

MPO ID: CAL105										RTIP #:23-14	
Project Title: Grouped Projects for Highway Safety Improvement - HSIP Program											
Project Description: Projects are consistent with 40 CFR Parts 93.126 and 93.127 Exempt Tables 2 and 3 categories - railroad/highway crossing, safer non-federal-aid system roads, shoulder improvements, traffic control devices and operating assistance other than signalization projects, intersection signalization projects at individual intersections, pavement marking demonstration, truck climbing lanes outside the urbanized area, lighting improvements, emergency truck pullovers											
Change Reason: Revise funding between fiscal years											
		Capacity Status:NCI		Exempt Category:Safety - Safety Improvement Program							
Est Total Cost: \$23,779											
	TOTAL	PRIOR	22/23	23/24	24/25	25/26	26/27	FUTURE	PE	RW	CON
HSIP	\$21,968	\$2,475	\$5,471	\$4,058	\$2,180	\$7,783					\$21,968
Local Funds	\$1,811	\$94	\$401	\$367	\$177	\$772					\$1,811
TOTAL	\$23,779	\$2,569	\$5,872	\$4,425	\$2,357	\$8,555					\$23,779

PROJECT LAST AMENDED 23-09											
	TOTAL	PRIOR	22/23	23/24	24/25	25/26	26/27	FUTURE	PE	RW	CON
HSIP	\$22,117	\$2,475	\$5,620	\$2,857	\$3,381	\$7,783					\$22,117
Local Funds	\$1,662	\$94	\$252	\$212	\$331	\$772					\$1,662
TOTAL	\$23,779	\$2,569	\$5,872	\$3,069	\$3,712	\$8,555					\$23,779

**2023 Regional Transportation Improvement Program
Amendment No. 14
San Diego Region (in \$000s)**

Caltrans

MPO ID: CAL277A											RTIP #:23-14	
Project Title: I-5 HOV/SR 78 Connector									SANDAG ID: 1207803			
Project Description: In Oceanside and Carlsbad, Intersection of SR 78 and I-5 - environmental studies and preliminary engineering for High-Occupancy Vehicle (HOV)/managed lanes direct connectors at SR 78 to I-5												
Change Reason: Increase funding												
RT:78 Capacity Status:NCI Exempt Category:Other - Engineering studies												
Est Total Cost: \$16,118												
	TOTAL	PRIOR	22/23	23/24	24/25	25/26	26/27	FUTURE	PE	RW	CON	
TransNet - MC	\$16,118	\$2,627	\$1	\$563	\$4,758	\$3,876	\$1,976	\$2,316	\$16,118			
TOTAL	\$16,118	\$2,627	\$1	\$563	\$4,758	\$3,876	\$1,976	\$2,316	\$16,118			
PROJECT LAST AMENDED 23-09												
	TOTAL	PRIOR	22/23	23/24	24/25	25/26	26/27	FUTURE	PE	RW	CON	
TransNet - MC	\$16,118	\$2,627	\$1	\$505	\$4,763	\$3,876	\$1,976	\$2,369	\$16,118			
TOTAL	\$16,118	\$2,627	\$1	\$505	\$4,763	\$3,876	\$1,976	\$2,369	\$16,118			

MPO ID: CAL633											RTIP #:23-14	
Project Title: 805 South HOT Lane Conversion									EA NO: 2T375			
Project Description: I-805 from 4.4 to 15.8 Milepost begins at 4.4 ends at 15.8 (11.4 miles) - 805 South HOT Lane Conversion (Convert existing HOV lanes and construct HOT lanes on I-805 from 0.3 mile south of the E. Palomar St. overcrossing to Landis Street overcrossing.									PPNO: 1545			
Change Reason: New Project												
RT:805 Capacity Status:NCI Exempt Category:Mass Transit - Construction or renovation of power, signal, and communications systems												
Est Total Cost: \$120,000												
	TOTAL	PRIOR	22/23	23/24	24/25	25/26	26/27	FUTURE	PE	RW	CON	
STIP-RIP State Cash	\$10,000				\$10,000				\$9,300	\$700		
TOTAL	\$10,000				\$10,000				\$9,300	\$700		

**2023 Regional Transportation Improvement Program
Amendment No. 14
San Diego Region (in \$000s)**

Carlsbad, City of

MPO ID: CB44		RTIP #:23-14
Project Title:	Traffic Signal - RAMS	RAS (M-38) <i>TransNet</i> - LSI: CR
Project Description:	Management System for Arterial roadways throughout the City of Carlsbad and the County - City of Carlsbad annual operations and maintenance cost share for the Regional Arterial Management System, (RAMS). <i>TransNet</i> - LSI RAMS of \$12 is programmed in FY 2024	
Change Reason:	Increase funding	
Capacity Status:NCI Exempt Category:Other - Traffic signal synchronization projects		

Est Total Cost: \$142											
	TOTAL	PRIOR	22/23	23/24	24/25	25/26	26/27	FUTURE	PE	RW	CON
<i>TransNet</i> - LSI	\$140	\$105	\$12	\$12	\$12				\$140		
TOTAL	\$140	\$105	\$12	\$12	\$12				\$140		

PROJECT LAST AMENDED 23-02											
	TOTAL	PRIOR	22/23	23/24	24/25	25/26	26/27	FUTURE	PE	RW	CON
<i>TransNet</i> - LSI	\$117	\$105	\$12						\$117		
TOTAL	\$117	\$105	\$12						\$117		

Draft

**2023 Regional Transportation Improvement Program
Amendment No. 14
San Diego Region (in \$000s)**

El Cajon, City of

MPO ID: EL06		RTIP #:23-14
Project Title:	Traffic Signals Projects	RAS (T2-2) TransNet - LSI: CR
Project Description:	Various locations in the City - upgrade or modification of existing traffic signals and the Traffic Management Center, including rewire, new fiber-optic signal interconnect cable, wireless video monitoring cameras, and other necessary equipment to improve traffic flow and safety..... TransNet - LSI RAMS of \$10 is programmed in FY 2024, TransNet - LSI RAMS of \$10 is programmed in FY 2025	
Change Reason:	Increase funding	
Capacity Status:NCI Exempt Category:Other - Traffic signal synchronization projects		

Est Total Cost: **\$4,493**

	TOTAL	PRIOR	22/23	23/24	24/25	25/26	26/27	FUTURE	PE	RW	CON
TransNet - L	\$580	\$580									\$580
TransNet - L (Cash)	\$380	\$380									\$380
TransNet - LSI	\$2,946	\$1,716	\$410	\$210	\$210	\$200	\$200		\$68		\$2,878
TransNet - LSI (Cash)	\$8	\$8									\$8
TransNet - LSI Carry Over	\$579	\$579									\$579
TOTAL	\$4,493	\$3,263	\$410	\$210	\$210	\$200	\$200		\$68		\$4,425

PROJECT LAST AMENDED 23-02

	TOTAL	PRIOR	22/23	23/24	24/25	25/26	26/27	FUTURE	PE	RW	CON
TransNet - L	\$580	\$580									\$580
TransNet - L (Cash)	\$380	\$380									\$380
TransNet - LSI	\$2,927	\$1,716	\$410	\$200	\$200	\$200	\$200		\$49		\$2,878
TransNet - LSI (Cash)	\$8	\$8									\$8
TransNet - LSI Carry Over	\$579	\$579									\$579
TOTAL	\$4,474	\$3,263	\$410	\$200	\$200	\$200	\$200		\$49		\$4,425

**2023 Regional Transportation Improvement Program
Amendment No. 14
San Diego Region (in \$000s)**

North County Transit District

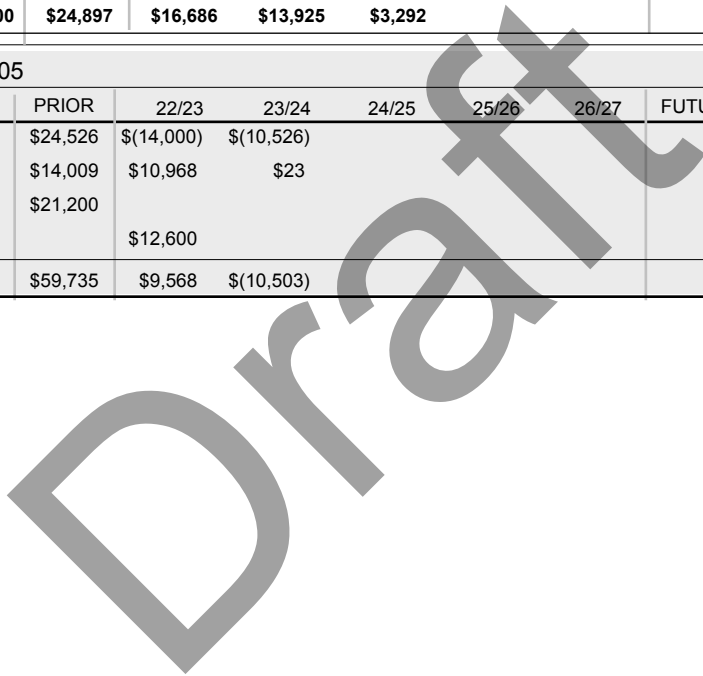
MPO ID: SAN260		RTIP #:23-14
Project Title:	COASTER Train Sets	RTP REF: TL06 (2021) SANDAG ID: 1239820
Project Description:	In the San Diego Region along the COASTER Corridor - Two additional train sets to provide more frequent commuter rail service, including 30-minute peak period service Toll Credits will be used to match federal funds for the CON phase	
Change Reason:	Revise funding between fiscal years	
Capacity Status:	CI	Exempt Category: Non-Exempt

Est Total Cost: **\$58,800** Open to Traffic: May 2024

	TOTAL	PRIOR	22/23	23/24	24/25	25/26	26/27	FUTURE	PE	RW	CON
TransNet - MC	\$25,000	\$3,697	\$9,245	\$8,766	\$3,292						\$25,000
SB1 - LPP Formula	\$21,200	\$21,200									\$21,200
TDA	\$12,600		\$7,441	\$5,159							\$12,600
TOTAL	\$58,800	\$24,897	\$16,686	\$13,925	\$3,292						\$58,800

PROJECT LAST AMENDED 23-05

	TOTAL	PRIOR	22/23	23/24	24/25	25/26	26/27	FUTURE	PE	RW	CON
TransNet - CP	\$0	\$24,526	\$(14,000)	\$(10,526)							
TransNet - MC	\$25,000	\$14,009	\$10,968	\$23							\$25,000
SB1 - LPP Formula	\$21,200	\$21,200									\$21,200
TDA	\$12,600		\$12,600								\$12,600
TOTAL	\$58,800	\$59,735	\$9,568	\$(10,503)							\$58,800



**2023 Regional Transportation Improvement Program
Amendment No. 14
San Diego Region (in \$000s)**

Oceanside, City of

MPO ID: O51		RTIP #:23-14									
Project Title:	Cassidy Street Bridge Overcrossing Replacement							<i>TransNet</i> - LSI: CR			
Project Description:	Bridge 57C0601 - The concrete bridge structure that spans Cassidy Street between Myers Street and Pacific Street was constructed in 1927, the same year as the concrete portion of the Oceanside Pier. The bridge was closed to vehicle traffic in response to pieces of the bridge separating and falling onto Cassidy Street. The bridge currently serves as a pedestrian only foot bridge and bicycle route.										
Change Reason:	New Project										
	Capacity Status:NCI		Exempt Category:Safety - Non capacity widening or bridge reconstruction								
Est Total Cost: \$950											
	TOTAL	PRIOR	22/23	23/24	24/25	25/26	26/27	FUTURE	PE	RW	CON
<i>TransNet</i> - LSI	\$950			\$300	\$500	\$150			\$950		
TOTAL	\$950			\$300	\$500	\$150			\$950		

Draft

**2023 Regional Transportation Improvement Program
Amendment No. 14
San Diego Region (in \$000s)**

San Diego Association of Governments

MPO ID: SAN13		RTIP #:23-14
Project Title:	Joint Transit Operations Center	SANDAG ID: 1142600
Project Description:	Regionwide - operations facility/control center to coordinate and integrate several Intelligent Transportation System (ITS) deployments; part of ITS regional architecture	EARMARK NO: E2008-BUSP-0111
Change Reason:	Revise funding between fiscal years	
	Capacity Status:NCI	Exempt Category:Mass Transit - Construction or renovation of power, signal, and communications systems

Est Total Cost: **\$2,085**

	TOTAL	PRIOR	22/23	23/24	24/25	25/26	26/27	FUTURE	PE	RW	CON
FTA 5309 (Bus)	\$1,668	\$1,668									\$1,668
Loc Funds - Toll Funds	\$417	\$4	\$112	\$82	\$114	\$105			\$4		\$413
TOTAL	\$2,085	\$1,672	\$112	\$82	\$114	\$105			\$4		\$2,081

PROJECT LAST AMENDED 23-05

	TOTAL	PRIOR	22/23	23/24	24/25	25/26	26/27	FUTURE	PE	RW	CON
<i>TransNet</i> - H	\$0										
FTA 5309 (Bus)	\$1,668	\$1,668									\$1,668
Loc Funds - Toll Funds	\$417	\$112	\$200	\$70	\$35				\$4		\$413
TOTAL	\$2,085	\$1,780	\$200	\$70	\$35				\$4		\$2,081

COMPLETED

MPO ID: SAN26B		RTIP #:23-14
Project Title:	Downtown BRT Stations	SANDAG ID: 1201509
Project Description:	Broadway corridor; Park Blvd, 11th Ave, Kettner Street and India Street - construct new and modify existing transit stations in downtown San Diego for Bus Rapid Transit (BRT) services	
Change Reason:	Complete project	
	Capacity Status:CI	Exempt Category:Non-Exempt
Est Total Cost: \$20,884	Open to Traffic: Oct 2016	

	TOTAL	PRIOR	22/23	23/24	24/25	25/26	26/27	FUTURE	PE	RW	CON
<i>TransNet</i> - MC	\$20,884	\$20,879	\$(6)	\$10					\$4,551		\$16,333
TOTAL	\$20,884	\$20,879	\$(6)	\$10					\$4,551		\$16,333

PROJECT LAST AMENDED 23-00

	TOTAL	PRIOR	22/23	23/24	24/25	25/26	26/27	FUTURE	PE	RW	CON
<i>TransNet</i> - MC	\$20,978	\$20,878	\$100						\$4,551		\$16,427
TOTAL	\$20,978	\$20,878	\$100						\$4,551		\$16,427

**2023 Regional Transportation Improvement Program
Amendment No. 14
San Diego Region (in \$000s)**

San Diego Association of Governments

COMPLETED

MPO ID: SAN26C		RTIP #:23-14
Project Title:	SR 15 Bus Rapid Transit (BRT) Mid-City Centerline Stations	SANDAG ID: 1201507
Project Description:	On SR 15 at University Avenue and El Cajon Boulevard. - construct two new BRT transit stations in the median of SR-15	
Change Reason:	Complete project	
Capacity Status:	CI	Exempt Category:Non-Exempt

Est Total Cost: **\$61,672** Open to Traffic: Feb 2018

	TOTAL	PRIOR	22/23	23/24	24/25	25/26	26/27	FUTURE	PE	RW	CON
TransNet - MC	\$38,522	\$38,523							\$8,070	\$48	\$30,404
CMAQ	\$21,428	\$21,428									\$21,428
FTA 5307	\$1,722	\$1,722							\$761		\$961
TOTAL	\$61,672	\$61,673							\$8,831	\$48	\$52,793

PROJECT LAST AMENDED 23-05

	TOTAL	PRIOR	22/23	23/24	24/25	25/26	26/27	FUTURE	PE	RW	CON
TransNet - MC	\$39,465	\$38,523	\$350	\$592					\$8,070	\$48	\$31,347
CMAQ	\$21,428	\$21,428									\$21,428
FTA 5307	\$1,722	\$1,722							\$761		\$961
TOTAL	\$62,615	\$61,673	\$350	\$592					\$8,831	\$48	\$53,736

Draft

**2023 Regional Transportation Improvement Program
Amendment No. 14
San Diego Region (in \$000s)**

San Diego Association of Governments

MPO ID: SAN29		RTIP #:23-14
Project Title:	Sorrento to Miramar Double Track/Realign	EA NO: R690SA
Project Description:	Phase 1: Control Point (CP) Pines (Mile Post (MP) 249.8) to CP Miramar (MP 251)Phase 2: CP Miramar (MP 251) to CP Cumbres (MP 252.9) - realign curve and construct second main track; fully funds PE and design for both Phase 1 and Phase 2; construction for Phase 1 only	PPNO: 7301 RTP REF: T-3 (2021) SANDAG ID: 1239801, 1239812
Change Reason:	Increase funding	
	Capacity Status:NCl	Exempt Category:Mass Transit - Track rehabilitation in existing right of way

Est Total Cost: **\$75,514**

	TOTAL	PRIOR	22/23	23/24	24/25	25/26	26/27	FUTURE	PE	RW	CON
<i>TransNet</i> - MC	\$44,192	\$38,419	\$385	\$4,108	\$1,280				\$7,326	\$8,405	\$28,461
Fed Rail Admin (FRA-PRIIA)	\$3,102	\$3,102							\$3,102		
Prop 1B - TCIF	\$10,800	\$10,800									\$10,800
SB1 - LPP Formula	\$1,720	\$1,720							\$1,720		
SB1 - TCEP	\$10,500	\$10,500								\$10,500	
STIP-IIP PTA	\$3,900	\$3,900							\$3,900		
STIP-IIP State Cash	\$1,300	\$1,300							\$1,300		
TOTAL	\$75,514	\$69,741	\$385	\$4,108	\$1,280				\$17,348	\$18,905	\$39,261

PROJECT LAST AMENDED 23-05

	TOTAL	PRIOR	22/23	23/24	24/25	25/26	26/27	FUTURE	PE	RW	CON
<i>TransNet</i> - MC	\$43,591	\$38,419	\$2,263	\$2,846	\$63				\$7,326	\$7,804	\$28,461
Fed Rail Admin (FRA-PRIIA)	\$3,102	\$3,102							\$3,102		
Prop 1B - TCIF	\$10,800	\$10,800									\$10,800
SB1 - LPP Formula	\$1,720	\$1,720							\$1,720		
SB1 - TCEP	\$10,500	\$10,500								\$10,500	
STIP-IIP PTA	\$3,900	\$3,900							\$3,900		
STIP-IIP State Cash	\$1,300	\$1,300							\$1,300		
TOTAL	\$74,913	\$69,741	\$2,263	\$2,846	\$63				\$17,348	\$18,304	\$39,261

**2023 Regional Transportation Improvement Program
Amendment No. 14
San Diego Region (in \$000s)**

San Diego Association of Governments

MPO ID: SAN36		RTIP #:23-14
Project Title:	Bus/Rail Signal & Communications Equipment	RTP REF: A-70 (2021)
Project Description:	Countywide - bid display module, dispatch software, fixed guideway electrification/power distribution projects such as catenary replacement, Feeder Cable, SCADA, DC Breaker Replacement	SANDAG ID: 1129200, 1145100, 1144000
Change Reason:	Reduce funding	
Capacity Status:NCI		Exempt Category:Mass Transit - Track rehabilitation in existing right of way

Est Total Cost: **\$28,339**

	TOTAL	PRIOR	22/23	23/24	24/25	25/26	26/27	FUTURE	PE	RW	CON
TransNet - MC	\$1,086	\$1,077	\$9								\$1,086
TransNet - TSI	\$40			\$40							\$40
FTA 5307	\$18,510	\$18,316	\$194								\$18,510
FTA 5309 (FG)	\$1,112	\$1,112									\$1,112
Local Funds	\$2,353	\$2,353									\$2,353
TDA	\$5,238	\$3,209		\$658	\$1,369	\$2					\$5,238
TOTAL	\$28,339	\$26,067	\$203	\$698	\$1,369	\$2					\$28,339

PROJECT LAST AMENDED 23-05

	TOTAL	PRIOR	22/23	23/24	24/25	25/26	26/27	FUTURE	PE	RW	CON
TransNet - MC	\$1,075	\$1,075									\$1,075
FTA 5307	\$18,510	\$18,316	\$194								\$18,510
FTA 5309 (FG)	\$1,112	\$1,112									\$1,112
Local Funds	\$2,353	\$2,353									\$2,353
TDA	\$6,117	\$3,209		\$2,901	\$5	\$2					\$6,117
TOTAL	\$29,167	\$26,065	\$194	\$2,901	\$5	\$2					\$29,167

**2023 Regional Transportation Improvement Program
Amendment No. 14
San Diego Region (in \$000s)**

San Diego Association of Governments

MPO ID: SAN47	RTIP #:23-14
Project Title: South Bay BRT	SANDAG ID: 1280504
Project Description: From the Otay Mesa Border Crossing to Downtown San Diego along SR 125, Palomar Street, I-805, and SR 94 - Rapid transit service from the I-805/Palomar Direct Access Ramp (DAR) to the Otay Mesa Border, including the construction of a guideway on East Palomar over SR 125, around Otay Ranch Town Center Mall and through the new Millenia development; construction of 7 new Rapid transit stations	
Change Reason: Reduce funding, Revise funding between fiscal years	
Capacity Status: CI	Exempt Category: Non-Exempt

Est Total Cost: \$126,865											
	TOTAL	PRIOR	22/23	23/24	24/25	25/26	26/27	FUTURE	PE	RW	CON
TransNet - MC	\$105,305	\$103,499	\$322	\$1,143	\$342				\$30,275		\$75,030
TransNet - Transit	\$148	\$148							\$148		
FTA 5307	\$545	\$545							\$545		
FTA 5309 (Bus)	\$1,827	\$1,827							\$1,827		
CAP-TRADE	\$11,000	\$11,000									\$11,000
Other State - LCTOP	\$376	\$376									\$376
Loc Funds - Toll Funds	\$6,500	\$6,500									\$6,500
Local Funds	\$1,164	\$1,164							\$180		\$984
TOTAL	\$126,865	\$125,059	\$322	\$1,143	\$342				\$32,975		\$93,890

PROJECT LAST AMENDED 23-05											
	TOTAL	PRIOR	22/23	23/24	24/25	25/26	26/27	FUTURE	PE	RW	CON
TransNet - MC	\$105,830	\$103,499	\$2,332						\$30,275		\$75,555
TransNet - Transit	\$148	\$148							\$148		
FTA 5307	\$545	\$545							\$545		
FTA 5309 (Bus)	\$1,827	\$1,827							\$1,827		
CAP-TRADE	\$11,000	\$11,000									\$11,000
Other State - LCTOP	\$376	\$376									\$376
Loc Funds - Toll Funds	\$6,500	\$6,500									\$6,500
Local Funds	\$1,164	\$1,164							\$180		\$984
TOTAL	\$127,390	\$125,059	\$2,332						\$32,975		\$94,415

**2023 Regional Transportation Improvement Program
Amendment No. 14
San Diego Region (in \$000s)**

San Diego Association of Governments

MPO ID: SAN54										RTIP #:23-14	
Project Title: ITS Operating							RTP REF: A-68 (2021)				
Project Description: Regionwide - implementation and deployment of Intelligent Transportation System (ITS) projects such as Intermodal Transportation Management System (IMTMS), 511 Advanced Traveler Information System; activities include data collection, dissemination, software upgrades							SANDAG ID: 33105, 33307, 33110, 33312, 1147700				
Change Reason: Increase funding							TransNet - LSI: CR				
Capacity Status:NCI			Exempt Category:Safety - Non signalization traffic control and operating								
Est Total Cost: \$6,241											
	TOTAL	PRIOR	22/23	23/24	24/25	25/26	26/27	FUTURE	PE	RW	CON
TransNet - LSI	\$185			\$185					\$185		
TransNet - MC	\$6,056		\$1,910	\$2,086	\$2,020	\$40			\$6,056		
TOTAL	\$6,241		\$1,910	\$2,271	\$2,020	\$40			\$6,241		
PROJECT LAST AMENDED 23-05											
	TOTAL	PRIOR	22/23	23/24	24/25	25/26	26/27	FUTURE	PE	RW	CON
TransNet - LSI	\$185			\$185					\$185		
TransNet - MC	\$5,818		\$1,910	\$1,998	\$1,910				\$5,818		
TOTAL	\$6,003		\$1,910	\$2,183	\$1,910				\$6,003		

MPO ID: SAN64										RTIP #:23-14	
Project Title: Eastbrook to Shell Double Track							PPNO: 2074				
Project Description: On coastal rail corridor from Control Point (CP) Eastbrook near Harbor Drive to CP Shell near Surfrider Way - in Oceanside, design to add a new 0.6 mile section of double track, add new signals and replace the San Luis Rey River Bridge over San Luis Rey River							RTP REF: T-3 (2021)				
Change Reason: Reduce funding							SANDAG ID: 1239809				
Capacity Status:NCI			Exempt Category:Mass Transit - Track rehabilitation in existing right of way								
Est Total Cost: \$37,092											
	TOTAL	PRIOR	22/23	23/24	24/25	25/26	26/27	FUTURE	PE	RW	CON
TransNet - MC	\$4,825	\$4,157	\$203	\$76	\$389				\$4,360		\$465
Fed Rail Admin (FRA-PRIIA)	\$30,826	\$3,526		\$27,300					\$3,526		\$27,300
SB1 - LPP Formula	\$1,441	\$1,441							\$1,441		
TOTAL	\$37,092	\$9,124	\$203	\$27,376	\$389				\$9,327		\$27,765
PROJECT LAST AMENDED 23-05											
	TOTAL	PRIOR	22/23	23/24	24/25	25/26	26/27	FUTURE	PE	RW	CON
TransNet - MC	\$4,825	\$4,157	\$620	\$48					\$4,777		\$48
Fed Rail Admin (FRA-PRIIA)	\$30,826	\$3,526		\$27,300					\$3,526		\$27,300
SB1 - LPP Formula	\$1,800	\$1,800							\$1,800		
TOTAL	\$37,451	\$9,483	\$620	\$27,348					\$10,103		\$27,348

**2023 Regional Transportation Improvement Program
Amendment No. 14
San Diego Region (in \$000s)**

San Diego Association of Governments

MPO ID: SAN66		RTIP #:23-14
Project Title:	Grouped Projects for Rehabilitation or Reconstruction of Track Structures, Track, and Trackbed in Existing Rights-of-Way: Blue Line Corridor	SANDAG ID: 1210021, 1210040
Project Description:	Projects are consistent with 40 CFR Part 93.126 Exempt Tables 2 and 3 categories - rehabilitation or reconstruction of track structures, track and trackbed in existing rights-of-way (non-capacity increasing)	
Change Reason:	Increase funding	
Capacity Status:	NCI	
Exempt Category:	Mass Transit - Reconstruction or renovation of transit structures	

Est Total Cost: **\$34,471**

	TOTAL	PRIOR	22/23	23/24	24/25	25/26	26/27	FUTURE	PE	RW	CON
TransNet - MC	\$20,055	\$15,604	\$67	\$140	\$1,057	\$2,651	\$536				\$20,055
FTA Funds - AR-5307	\$2,432	\$2,432									\$2,432
Prop 1B - SLPP	\$4,658	\$4,658									\$4,658
Local Funds	\$7,326	\$7,326									\$7,326
TOTAL	\$34,471	\$30,020	\$67	\$140	\$1,057	\$2,651	\$536				\$34,471

PROJECT LAST AMENDED 23-05

	TOTAL	PRIOR	22/23	23/24	24/25	25/26	26/27	FUTURE	PE	RW	CON
TransNet - MC	\$15,872	\$15,604	\$112	\$151	\$5						\$15,872
FTA Funds - AR-5307	\$2,432	\$2,432									\$2,432
Prop 1B - SLPP	\$4,658	\$4,658									\$4,658
Local Funds	\$7,326	\$7,326									\$7,326
TOTAL	\$30,288	\$30,020	\$112	\$151	\$5						\$30,288

MPO ID: SAN73 **RTIP #:23-14**

Project Title:	San Elijo Lagoon Double Track	SANDAG ID: 1239806, 3310708
Project Description:	On coastal rail corridor in Cardiff and across San Elijo Lagoon from MP 239.2 near Montgomery Ave to MP 241.3 in Solana Beach - install 1.5 miles of new double track, replace Bridge 240.4, reconfigure Control Point (CP) Cardiff with double crossovers, install new signals and drainage structures	
Change Reason:	Increase funding	
Capacity Status:	NCI	
Exempt Category:	Mass Transit - Track rehabilitation in existing right of way	

Est Total Cost: **\$79,349**

	TOTAL	PRIOR	22/23	23/24	24/25	25/26	26/27	FUTURE	PE	RW	CON
TransNet - MC	\$25,593	\$23,911	\$14	\$380	\$1,289				\$2,324	\$1,018	\$22,251
RSTP	\$9,413	\$9,413							\$5,263	\$422	\$3,728
Prop 1B - TCIF	\$4,343	\$4,343									\$4,343
STIP-RIP AC	\$40,000	\$40,000									\$40,000
TOTAL	\$79,349	\$77,667	\$14	\$380	\$1,289				\$7,587	\$1,440	\$70,322

PROJECT LAST AMENDED 23-00

	TOTAL	PRIOR	22/23	23/24	24/25	25/26	26/27	FUTURE	PE	RW	CON
TransNet - MC	\$24,105	\$23,947	\$159						\$2,324	\$1,018	\$20,763
RSTP	\$9,413	\$9,413							\$5,263	\$422	\$3,728
Prop 1B - TCIF	\$4,343	\$4,343									\$4,343
STIP-RIP AC	\$40,000	\$40,000									\$40,000
TOTAL	\$77,861	\$77,703	\$159						\$7,587	\$1,440	\$68,834

**2023 Regional Transportation Improvement Program
Amendment No. 14
San Diego Region (in \$000s)**

San Diego Association of Governments

MPO ID: SAN114		RTIP #:23-14
Project Title:	Grouped Projects for Rehabilitation or Reconstruction of Track Structures, Track, and Trackbed in Existing Rights-of-Way: Coastal Rail Corridor	SANDAG ID: 1239805, 1239810, 1239813, 1239813, 1239822, 1239813, 1239822, 1239824, 1239814, 1239815, 1239816, 1239819, 1239821
Project Description:	Projects are consistent with 40 CFR Parts 93.126 and 93.127 Exempt Tables 2 and 3 categories: rehabilitation or reconstruction of track structures, track, and trackbed in existing right-of-way (non-capacity increasing)- from Oceanside to San Diego along the Coastal Rail Corridor; design track improvements	
Change Reason:	Increase funding	
Capacity Status:NCI		Exempt Category:Mass Transit - Track rehabilitation in existing right of way

Est Total Cost: \$630,953											
	TOTAL	PRIOR	22/23	23/24	24/25	25/26	26/27	FUTURE	PE	RW	CON
TransNet - MC	\$73,230	\$46,582	\$1,633	\$1,161	\$2,196	\$1,949	\$11,996	\$7,712			\$73,230
TransNet - MC AC	\$0	\$500	\$(500)								
CMAQ	\$76,754	\$64,154		\$12,600							\$76,754
FTA 5307	\$24,266	\$5,766	\$5,500	\$6,736	\$6,264						\$24,266
FTA 5339	\$2,600	\$2,600									\$2,600
Fed Rail Admin (FRA-PRIIA)	\$7,085	\$7,085									\$7,085
Fed Disc.-CPF-Trans Infra	\$54,893		\$1,000				\$53,893				\$54,893
RSTP	\$28,136	\$28,136									\$28,136
CAP-TRADE	\$4,617	\$4,617									\$4,617
Coastal Conservancy	\$103,300		\$103,300								\$103,300
SB1 - LPP Formula	\$4,831	\$4,831									\$4,831
SB1 - TCEP	\$30,528		\$30,528								\$30,528
SB1 - TIRCP	\$100,200		\$200		\$100,000						\$100,200
SB125 - TIRCP	\$36,397					\$36,397					\$36,397
STIP State Cash-Augmn RIP	\$82,800						\$20,800	\$62,000			\$82,800
Local Funds	\$1,316	\$1,116		\$200							\$1,316
TOTAL	\$630,953	\$165,387	\$141,661	\$20,697	\$108,460	\$38,346	\$86,689	\$69,712			\$630,953

PROJECT LAST AMENDED 23-11											
	TOTAL	PRIOR	22/23	23/24	24/25	25/26	26/27	FUTURE	PE	RW	CON
TransNet - MC	\$54,919	\$46,991	\$4,095	\$2,588	\$1,244						\$54,919
TransNet - MC AC	\$0	\$500	\$(500)								
CMAQ	\$76,754	\$64,154		\$12,600							\$76,754
FTA 5307	\$24,266	\$5,766	\$5,500	\$6,736	\$6,264						\$24,266
FTA 5339	\$2,600	\$2,600									\$2,600
Fed Rail Admin (FRA-PRIIA)	\$7,085	\$7,085									\$7,085
Fed Disc.-CPF-Trans Infra	\$1,000		\$1,000								\$1,000
RSTP	\$28,136	\$28,136									\$28,136
CAP-TRADE	\$4,017	\$4,017									\$4,017
Coastal Conservancy	\$104,000		\$104,000								\$104,000
SB1 - LPP Formula	\$4,831	\$4,831									\$4,831
SB1 - TCEP	\$30,528		\$30,528								\$30,528
SB1 - TIRCP	\$113,400		\$200		\$113,200						\$113,400
SB125 - TIRCP	\$36,397					\$36,397					\$36,397
Local Funds	\$200			\$200							\$200
TOTAL	\$488,133	\$164,080	\$144,823	\$22,124	\$120,708	\$36,397					\$488,133

**2023 Regional Transportation Improvement Program
Amendment No. 14
San Diego Region (in \$000s)**

San Diego Association of Governments

MPO ID: SAN119		RTIP #:23-14
Project Title:	Sorrento Valley Double Track	RTP REF: T-3 (2021) SANDAG ID: 1239807
Project Description:	From MP 247.8 to MP 248.9 north of Sorrento Valley Coaster Station - convert 1.1 miles of single-track to double-track, raise tracks to minimize flooding during storms, construct two new bridges, expand parking lot at Sorrento Valley Station, and install new signals - does not add additional transit service	
Change Reason:	Revise funding between fiscal years	
	Capacity Status:NCI	Exempt Category:Mass Transit - Track rehabilitation in existing right of way

Est Total Cost: **\$32,813**

	TOTAL	PRIOR	22/23	23/24	24/25	25/26	26/27	FUTURE	PE	RW	CON
TransNet - MC	\$3,724	\$3,640	\$14	\$13	\$56				\$803	\$323	\$2,598
CMAQ	\$3,867	\$3,867									\$3,867
RSTP	\$12,861	\$12,861							\$5,156		\$7,705
Prop 1B - TCIF	\$12,055	\$12,055									\$12,055
Local Funds	\$306	\$306									\$306
TOTAL	\$32,813	\$32,729	\$14	\$13	\$56				\$5,959	\$323	\$26,531

PROJECT LAST AMENDED 23-00

	TOTAL	PRIOR	22/23	23/24	24/25	25/26	26/27	FUTURE	PE	RW	CON
TransNet - MC	\$3,724	\$3,632	\$92						\$803	\$323	\$2,598
CMAQ	\$3,867	\$3,867									\$3,867
RSTP	\$12,861	\$12,861							\$5,156		\$7,705
Prop 1B - TCIF	\$12,055	\$12,055									\$12,055
Local Funds	\$306	\$306									\$306
TOTAL	\$32,813	\$32,721	\$92						\$5,959	\$323	\$26,531

**2023 Regional Transportation Improvement Program
Amendment No. 14
San Diego Region (in \$000s)**

San Diego Association of Governments

MPO ID: SAN132	RTIP #:23-14
Project Title: Elvira to Morena Double Track	RTP REF: T-3 (2021)
Project Description: On coastal rail corridor from Control Point (CP) Elvira near SR 52 to CP Friar near Friars Road - convert 2.6 miles of single-track to double-track and install new signals. Replace 1 mile of double track. Construct new/replacement bridges at MP 260.4, 259.6, 259.1, 258.6, and 257.2. Construct new water/sewer facilities for the City of San Diego between Friars Road and SR 52 - does not add additional transit service	SANDAG ID: 1146500, 1239811
Change Reason: Reduce funding, Revise funding between fiscal years	
Capacity Status:NCI	Exempt Category:Mass Transit - Track rehabilitation in existing right of way

Est Total Cost: **\$199,713**

	TOTAL	PRIOR	22/23	23/24	24/25	25/26	26/27	FUTURE	PE	RW	CON
TransNet - MC	\$41,702	\$36,688	\$921	\$688	\$1,684	\$676	\$628	\$418	\$7,310	\$987	\$33,405
CMAQ	\$24,878	\$24,878							\$2,776		\$22,102
FTA 5307	\$2,229				\$2,229						\$2,229
Fed Rail Admin (FRA-PRIIA)	\$17,963	\$9,920			\$8,043				\$6,082		\$11,881
RSTP	\$29,688	\$29,688							\$4,688	\$927	\$24,073
SB1 - TIRCP	\$61,383				\$61,383						\$61,383
STA	\$168	\$168									\$168
TCRP	\$4,052	\$4,052									\$4,052
Local Funds	\$17,261	\$16,114				\$568	\$510	\$68			\$17,261
TDA	\$389		\$389								\$389
TOTAL	\$199,713	\$121,508	\$1,310	\$688	\$73,339	\$1,244	\$1,138	\$486	\$20,856	\$1,914	\$176,943

PROJECT LAST AMENDED 23-11

	TOTAL	PRIOR	22/23	23/24	24/25	25/26	26/27	FUTURE	PE	RW	CON
TransNet - MC	\$39,334	\$36,688	\$969	\$376	\$754	\$490	\$42	\$15	\$7,310	\$987	\$31,037
CMAQ	\$24,878	\$24,878							\$2,776		\$22,102
FTA 5307	\$2,549	\$2,549							\$993		\$1,556
Fed Rail Admin (FRA-PRIIA)	\$17,963	\$9,920		\$8,043					\$6,082		\$11,881
RSTP	\$29,688	\$29,688							\$4,688	\$927	\$24,073
CAP-TRADE	\$61,383	\$61,383									\$61,383
SB1 - TIRCP	\$2,704			\$1,076	\$1,628						\$2,704
STA	\$248	\$248							\$248		
TCRP	\$4,052	\$4,052									\$4,052
Local Funds	\$16,852	\$16,722	\$130								\$16,852
TDA	\$389		\$389								\$389
TOTAL	\$200,040	\$186,128	\$1,488	\$9,495	\$2,382	\$490	\$42	\$15	\$22,097	\$1,914	\$176,029

**2023 Regional Transportation Improvement Program
Amendment No. 14
San Diego Region (in \$000s)**

San Diego Association of Governments

MPO ID: SAN147		RTIP #:23-14
Project Title:	Grouped Projects for Bicycle and Pedestrian Facilities - Bayshore Bikeway	SANDAG ID: 1129900, 1223055, 1223055, 1223096, 1223056
Project Description:	Projects are consistent with 40 CFR Part 93.126 Exempt Tables 2 and Table 3 categories - Bicycle and pedestrian facilities (both motorized and Non-motorized)	
Change Reason:	Increase funding	
Capacity Status:	NCI	Exempt Category: Air Quality - Bicycle and pedestrian facilities

Est Total Cost: **\$82,051**

	TOTAL	PRIOR	22/23	23/24	24/25	25/26	26/27	FUTURE	PE	RW	CON
TransNet - BPNS	\$21,194	\$11,061	\$1,802	\$4,068	\$2,351	\$1,509	\$378	\$25			\$21,194
CRP	\$5,425		\$3,543			\$1,882					\$5,425
CRRSAA	\$10,895	\$10,895									\$10,895
Fed Disc.-CPF-Hwy Infra	\$5,650		\$5,650								\$5,650
RSTP	\$11,683	\$11,683									\$11,683
ATP - R	\$21,509	\$15,165		\$6,344							\$21,509
Coastal Conservancy	\$350		\$350								\$350
SB1 - LPP Formula	\$1,576				\$1,576						\$1,576
STIP-RIP STP TE	\$287	\$287									\$287
STIP-RIP State Cash	\$37	\$37									\$37
Local Funds	\$781	\$80			\$701						\$781
TDA - Bicycles	\$2,664		\$2,664								\$2,664
TOTAL	\$82,051	\$49,208	\$14,009	\$10,412	\$4,628	\$3,391	\$378	\$25			\$82,051

PROJECT LAST AMENDED 23-09

	TOTAL	PRIOR	22/23	23/24	24/25	25/26	26/27	FUTURE	PE	RW	CON
TransNet - BPNS	\$20,269	\$11,061	\$1,098	\$4,688	\$2,100	\$1,067	\$230	\$25			\$20,269
CRP	\$7,925		\$3,543		\$1,882	\$2,500					\$7,925
CRRSAA	\$10,895	\$10,895									\$10,895
Fed Disc.-CPF-Hwy Infra	\$5,650		\$5,650								\$5,650
RSTP	\$11,683	\$11,683									\$11,683
ATP - R	\$21,509	\$15,165		\$6,344							\$21,509
Coastal Conservancy	\$350		\$350								\$350
STIP-RIP STP TE	\$287	\$287									\$287
STIP-RIP State Cash	\$37	\$37									\$37
Local Funds	\$80	\$80									\$80
TDA - Bicycles	\$2,664		\$2,664								\$2,664
TOTAL	\$81,349	\$49,208	\$13,305	\$11,032	\$3,982	\$3,567	\$230	\$25			\$81,349

**2023 Regional Transportation Improvement Program
Amendment No. 14
San Diego Region (in \$000s)**

San Diego Association of Governments

MPO ID: SAN148	RTIP #:23-14
Project Title: Grouped Projects for Bicycle and Pedestrian Facilities - Coastal Rail Trail	SANDAG ID: 1223016, 1223017, 3301100
Project Description: Projects are consistent with 40 CFR Part 93.126 Exempt Table 2 categories - bicycle and pedestrian facilities (both motorized and non-motorized)	
Change Reason: Increase funding	
Capacity Status:NCI Exempt Category:Air Quality - Bicycle and pedestrian facilities	

Est Total Cost: **\$46,457**

	TOTAL	PRIOR	22/23	23/24	24/25	25/26	26/27	FUTURE	PE	RW	CON
TransNet - BPNS	\$31,220	\$30,919	\$92	\$141	\$36	\$31					\$31,220
CRP	\$238				\$238						\$238
ATP - R	\$1,025	\$1,025									\$1,025
STIP-RIP Augmentation	\$9,000					\$9,000					\$9,000
STIP-RIP STP TE	\$587	\$587									\$587
STIP-RIP State Cash	\$47	\$47									\$47
Local Funds	\$219	\$219									\$219
TDA - Bicycles	\$4,121	\$4,121									\$4,121
TOTAL	\$46,457	\$36,918	\$92	\$141	\$274	\$9,031					\$46,457

PROJECT LAST AMENDED 23-09

	TOTAL	PRIOR	22/23	23/24	24/25	25/26	26/27	FUTURE	PE	RW	CON
TransNet - BPNS	\$31,406	\$30,920	\$280	\$206							\$31,406
CRP	\$238			\$238							\$238
ATP - R	\$1,025	\$1,025									\$1,025
STIP-RIP STP TE	\$587	\$587									\$587
STIP-RIP State Cash	\$47	\$47									\$47
Local Funds	\$219	\$219									\$219
TDA - Bicycles	\$4,121	\$4,121									\$4,121
TOTAL	\$37,643	\$36,919	\$280	\$444							\$37,643

**2023 Regional Transportation Improvement Program
Amendment No. 14
San Diego Region (in \$000s)**

San Diego Association of Governments

MPO ID: SAN153	RTIP #:23-14
Project Title: The Inland Rail Trail Project Description: On and along the North County Transit District rail corridor from North Melrose Drive in Oceanside to North Pacific Street in San Marcos - environmental clearance for 7.0 miles of new bike path. Construction of 4.0 miles of new bike path; and final design and construct one new mile of Class I bike path (Phase 3). Construction is funded through phase 3 (3.0 miles in Vista). Phase 4 (Oceanside) will be constructed when funding is identified.. Toll Credits will be used to match federal funds for the CON phase Change Reason: Increase funding, Revise funding between fiscal years Capacity Status:NCI Exempt Category:Air Quality - Bicycle and pedestrian facilities	PPNO: 7421W RTP REF: AT003 (2021) SANDAG ID: 1223023, 1223094, 1223095 EARMARK NO: CA832

Est Total Cost: \$97,405											
	TOTAL	PRIOR	22/23	23/24	24/25	25/26	26/27	FUTURE	PE	RW	CON
<i>TransNet</i> - BPNS	\$25,464	\$21,735	\$636	\$480	\$793	\$1,099	\$721		\$10,178	\$1,880	\$13,406
CRP	\$4,394		\$3,882			\$512					\$4,394
Earmark Repurposing	\$92	\$92									\$92
RSTP	\$9,640		\$6,940				\$2,700				\$9,640
ATP - R	\$17,660	\$170	\$6,339		\$330	\$10,821			\$1,236		\$16,424
SB1 - LPP Formula	\$7,126		\$6,201		\$925						\$7,126
STIP-RIP AC	\$16,322	\$16,322									\$16,322
STIP-RIP STP TE	\$1,414	\$1,414							\$1,414		
STIP-RIP State Cash	\$2,298	\$2,298							\$183		\$2,115
Local Funds	\$2,541	\$2,541							\$2,541		
TDA - Bicycles	\$10,454	\$10,454							\$2,025		\$8,429
TOTAL	\$97,405	\$55,026	\$23,998	\$480	\$2,048	\$12,432	\$3,421		\$17,577	\$1,880	\$77,948

PROJECT LAST AMENDED 23-09											
	TOTAL	PRIOR	22/23	23/24	24/25	25/26	26/27	FUTURE	PE	RW	CON
<i>TransNet</i> - BPNS	\$22,632	\$21,735	\$687	\$114	\$47		\$49		\$10,178	\$1,880	\$10,574
CRP	\$4,394		\$3,882		\$512						\$4,394
Earmark Repurposing	\$92	\$92									\$92
RSTP	\$9,640		\$6,940	\$2,700							\$9,640
ATP - R	\$17,660	\$500	\$6,339		\$10,821				\$1,736		\$15,924
SB1 - LPP Formula	\$6,201		\$6,201								\$6,201
STIP-RIP AC	\$16,322	\$16,322									\$16,322
STIP-RIP STP TE	\$1,414	\$1,414							\$1,414		
STIP-RIP State Cash	\$2,298	\$2,298							\$183		\$2,115
Local Funds	\$1,080	\$1,080							\$1,080		
TDA - Bicycles	\$10,279	\$10,279							\$2,025		\$8,254
TOTAL	\$92,012	\$53,720	\$24,049	\$2,814	\$11,380		\$49		\$16,616	\$1,880	\$73,516

**2023 Regional Transportation Improvement Program
Amendment No. 14
San Diego Region (in \$000s)**

San Diego Association of Governments

MPO ID: SAN196		RTIP #:23-14									
Project Title:		Grouped Projects for Bicycle and Pedestrian Facilities - San Diego River Trail							SANDAG ID: 1223053		
Project Description:		Projects are consistent with 40 CFR Part 93.126 Exempt Table 2 categories - bicycle and pedestrian facilities (both motorized and non-motorized)									
Change Reason:		Reduce funding									
Capacity Status:		NCI									
Exempt Category:		Air Quality - Bicycle and pedestrian facilities									
Est Total Cost: \$1,360											
	TOTAL	PRIOR	22/23	23/24	24/25	25/26	26/27	FUTURE	PE	RW	CON
TransNet - BPNS	\$1,028	\$906	\$9	\$53	\$60						\$1,028
Coastal Conservancy	\$332	\$332									\$332
TOTAL	\$1,360	\$1,238	\$9	\$53	\$60						\$1,360
PROJECT LAST AMENDED 23-05											
	TOTAL	PRIOR	22/23	23/24	24/25	25/26	26/27	FUTURE	PE	RW	CON
TransNet - BPNS	\$1,268	\$906	\$70	\$292							\$1,268
Coastal Conservancy	\$332	\$332									\$332
TOTAL	\$1,600	\$1,238	\$70	\$292							\$1,600

MPO ID: SAN199		RTIP #:23-14									
Project Title:		Rose Canyon Bridge Replacements							SANDAG ID: 1145300		
Project Description:		Mileposts 254.7, 255.1, and 255.3. - replace four aging timber trestle railway bridges in order to maintain compliance with FRA bridge standards for state of good repair and support intercity, commuter and freight rail services in a segment of the nations second busiest rail corridor.									
Change Reason:		Revise funding between fiscal years									
Capacity Status:		NCI									
Exempt Category:		Mass Transit - Reconstruction or renovation of transit structures									
Est Total Cost: \$14,545											
	TOTAL	PRIOR	22/23	23/24	24/25	25/26	26/27	FUTURE	PE	RW	CON
TransNet - MC	\$22	\$1			\$21				\$22		
FTA 5307	\$40	\$40							\$40		
Local Funds	\$143	\$63	\$8	\$65	\$7				\$143		
TDA	\$15	\$10			\$5				\$15		
TOTAL	\$220	\$114	\$8	\$65	\$33				\$220		
PROJECT LAST AMENDED 23-05											
	TOTAL	PRIOR	22/23	23/24	24/25	25/26	26/27	FUTURE	PE	RW	CON
TransNet - MC	\$22				\$22				\$22		
FTA 5307	\$40	\$40							\$40		
Local Funds	\$143	\$63	\$8	\$65	\$7				\$143		
TDA	\$15	\$10			\$5				\$15		
TOTAL	\$220	\$113	\$8	\$65	\$34				\$220		

**2023 Regional Transportation Improvement Program
Amendment No. 14
San Diego Region (in \$000s)**

San Diego Association of Governments

MPO ID: SAN200		RTIP #:23-14
Project Title:	San Onofre Bridge Replacement	SANDAG ID: 1145400
Project Description:	Point location at MP 207.6, 201.8 and 207.9 - replace three aging timber trestle railway bridges in order to maintain compliance with Federal Railroad Administration (FRA) standards and support intercity, commuter and freight rail services in the second busiest rail corridor in the nation	
Change Reason:	Revise funding between fiscal years	
	Capacity Status:NCI	Exempt Category:Mass Transit - Reconstruction or renovation of transit structures

Est Total Cost: \$14,700											
	TOTAL	PRIOR	22/23	23/24	24/25	25/26	26/27	FUTURE	PE	RW	CON
TransNet - MC	\$2				\$2				\$2		
FTA 5307	\$48	\$48							\$48		
Local Funds	\$48	\$39			\$9				\$48		
TDA	\$12	\$12							\$12		
TOTAL	\$110	\$99			\$11				\$110		

* An additional \$1.08M contributed from previous FTA grants

PROJECT LAST AMENDED 23-00											
	TOTAL	PRIOR	22/23	23/24	24/25	25/26	26/27	FUTURE	PE	RW	CON
TransNet - MC	\$2		\$2						\$2		
FTA 5307	\$48	\$48							\$48		
Local Funds	\$48	\$48							\$48		
TDA	\$12	\$12							\$12		
TOTAL	\$110	\$108	\$2						\$110		

MPO ID: SAN224		RTIP #:23-14
Project Title:	I-805/SR 94 Bus on Shoulder Demonstration Project	SANDAG ID: 1280513
Project Description:	In Chula Vista, on East Palomar Street between Heritage Road and I-805, on I-805 between East Palomar Street and SR 94 and on SR 94 between I-805 and Downtown San Diego. - design and construct new freeway shoulder infrastructure on East Palomar, I-805 and SR 94; implement technology improvements within the corridor to support freeway bus operation; procurement of 16 new Compressed Natural Gas (CNG) buses. - no additional lanes	
Change Reason:	Revise funding between fiscal years	
	Capacity Status:NCI	Exempt Category:Mass Transit - Purchase new buses and rail cars to replace existing vehicles or minor expansions of fleet

Est Total Cost: \$30,900											
	TOTAL	PRIOR	22/23	23/24	24/25	25/26	26/27	FUTURE	PE	RW	CON
TransNet - MC	\$16,816	\$13,123	\$691	\$858	\$1,366	\$777			\$2,159		\$14,657
FTA 5309 (Bus)	\$14,084	\$14,084							\$1,455		\$12,629
TOTAL	\$30,900	\$27,207	\$691	\$858	\$1,366	\$777			\$3,614		\$27,286

PROJECT LAST AMENDED 23-05											
	TOTAL	PRIOR	22/23	23/24	24/25	25/26	26/27	FUTURE	PE	RW	CON
TransNet - MC	\$16,816	\$13,123	\$1,270	\$1,402	\$1,009	\$13			\$2,159		\$14,657
FTA 5309 (Bus)	\$14,084	\$14,084							\$1,455		\$12,629
TOTAL	\$30,900	\$27,207	\$1,270	\$1,402	\$1,009	\$13			\$3,614		\$27,286

**2023 Regional Transportation Improvement Program
Amendment No. 14
San Diego Region (in \$000s)**

San Diego Association of Governments

MPO ID: SAN227		RTIP #:23-14
Project Title:	Grouped Projects for Bicycle and Pedestrian Facilities - North Park/Mid-City Bikeways	SANDAG ID: 1223020, 1223079, 1223081, 1223082, 1223087
Project Description:	Projects are consistent with 40 CFR Part 93.126 Exempt Tables 2 and Table 3 categories - Bicycle and pedestrian facilities (both motorized and Non-motorized)	
Change Reason:	Increase funding	
Capacity Status:NCI		Exempt Category:Air Quality - Bicycle and pedestrian facilities

Est Total Cost: **\$92,111**

	TOTAL	PRIOR	22/23	23/24	24/25	25/26	26/27	FUTURE	PE	RW	CON
<i>TransNet</i> - BPNS	\$37,137	\$32,454	\$882	\$1,375	\$1,492	\$587	\$348				\$37,137
CRP	\$5,600				\$5,600						\$5,600
RSTP	\$8,590			\$3,182	\$5,408						\$8,590
ATP - R	\$26,187			\$20,474	\$5,713						\$26,187
SB1 - LPP Formula	\$2,000				\$2,000						\$2,000
SB1 - TIRCP	\$9,990			\$9,990							\$9,990
TDA - Bicycles	\$2,607	\$2,607									\$2,607
TOTAL	\$92,111	\$35,061	\$882	\$35,021	\$20,213	\$587	\$348				\$92,111

PROJECT LAST AMENDED 23-09

	TOTAL	PRIOR	22/23	23/24	24/25	25/26	26/27	FUTURE	PE	RW	CON
<i>TransNet</i> - BPNS	\$36,755	\$32,454	\$1,065	\$1,597	\$696	\$500	\$329	\$114			\$36,755
CRP	\$5,600			\$5,600							\$5,600
RSTP	\$8,590			\$4,040	\$4,550						\$8,590
ATP - R	\$19,446		\$4,317	\$13,733	\$1,396						\$19,446
ATP - S	\$6,741			\$6,741							\$6,741
SB1 - LPP Formula	\$2,000				\$2,000						\$2,000
SB1 - TIRCP	\$9,990			\$9,990							\$9,990
TDA - Bicycles	\$2,607	\$2,607									\$2,607
TOTAL	\$91,729	\$35,061	\$5,382	\$41,701	\$8,642	\$500	\$329	\$114			\$91,729

**2023 Regional Transportation Improvement Program
Amendment No. 14
San Diego Region (in \$000s)**

San Diego Association of Governments

MPO ID: SAN228		RTIP #:23-14
Project Title:	Grouped Projects for Bicycle and Pedestrian Facilities - Uptown Bikeways	SANDAG ID: 1223022, 1223083, 1223084, 1223085
Project Description:	Projects are consistent with 40 CFR Part 93.126 Exempt Tables 2 and Table 3 categories - Bicycle and pedestrian facilities (both motorized and Non-motorized)	
Change Reason:	Increase funding	
Capacity Status:	NCI	
Exempt Category:	Air Quality - Bicycle and pedestrian facilities	

Est Total Cost: \$75,259

	TOTAL	PRIOR	22/23	23/24	24/25	25/26	26/27	FUTURE	PE	RW	CON
<i>TransNet</i> - BPNS	\$28,944	\$24,245	\$2,672	\$1,397	\$570	\$60					\$28,944
<i>TransNet</i> - MC	\$15,157		\$87	\$998	\$4,283	\$9,560	\$229				\$15,157
<i>TransNet</i> - SGIP	\$609	\$609									\$609
ATP - R	\$982			\$982							\$982
SB1 - LPP Formula	\$7,000		\$7,000								\$7,000
STIP State Cash-Augmn RIP	\$7,000		\$7,000								\$7,000
Local Funds	\$14,317	\$1,803		\$53	\$5,669	\$5,657	\$1,035	\$100			\$14,317
TDA - Bicycles	\$1,250	\$1,250									\$1,250
TOTAL	\$75,259	\$27,907	\$16,759	\$3,430	\$10,522	\$15,277	\$1,264	\$100			\$75,259

PROJECT LAST AMENDED 23-09

	TOTAL	PRIOR	22/23	23/24	24/25	25/26	26/27	FUTURE	PE	RW	CON
<i>TransNet</i> - BPNS	\$28,328	\$26,354	\$1,478	\$243	\$74	\$51	\$1	\$127			\$28,328
<i>TransNet</i> - MC	\$15,156		\$33	\$1,491	\$7,742	\$5,119	\$772				\$15,156
<i>TransNet</i> - SGIP	\$648	\$648									\$648
ATP - R	\$982			\$982							\$982
SB1 - LPP Formula	\$7,000		\$7,000								\$7,000
STIP State Cash-Augmn RIP	\$7,000		\$7,000								\$7,000
Local Funds	\$14,317	\$1,592	\$265	\$2,160	\$6,008	\$4,257	\$35				\$14,317
TDA - Bicycles	\$1,250	\$1,250									\$1,250
TOTAL	\$74,681	\$29,844	\$15,776	\$4,876	\$13,824	\$9,427	\$808	\$127			\$74,681

**2023 Regional Transportation Improvement Program
Amendment No. 14
San Diego Region (in \$000s)**

San Diego Association of Governments

MPO ID: SAN258		RTIP #:23-14
Project Title:	Central Mobility Hub	RTP REF: MHLA1; TL56 (2021) SANDAG ID: 1149000
Project Description:	In San Diego from Old Town Transit Center to the San Diego Airport and 12th and Imperial Trolley Center - Environmental Analysis and Preliminary Engineering for Central Mobility Station and Airport Connectivity. Toll Credits will be used to match federal funds for the PE phase	
Change Reason:	Reduce funding	
Capacity Status:NCI		Exempt Category:Other - Engineering studies

Est Total Cost: **\$42,921**

	TOTAL	PRIOR	22/23	23/24	24/25	25/26	26/27	FUTURE	PE	RW	CON
TransNet - MC	\$2,035	\$2,035							\$2,035		
TransNet - MC AC	\$0	\$13,638	\$(13,638)								
CMAQ	\$19,400	\$5,000	\$14,400						\$19,400		
RSTP	\$18,565	\$18,565							\$18,565		
Local Funds	\$2,921	\$2,921							\$2,921		
TOTAL	\$42,921	\$42,159	\$762						\$42,921		

PROJECT LAST AMENDED 23-09

	TOTAL	PRIOR	22/23	23/24	24/25	25/26	26/27	FUTURE	PE	RW	CON
TransNet - MC	\$2,035	\$2,035							\$2,035		
TransNet - MC AC	\$0	\$13,638	\$(13,638)								
CMAQ	\$51,400	\$5,000	\$14,400	\$4,000	\$12,000	\$16,000			\$51,400		
RSTP	\$18,565	\$18,565							\$18,565		
Local Funds	\$2,921			\$2,921					\$2,921		
TOTAL	\$74,921	\$39,238	\$762	\$6,921	\$12,000	\$16,000			\$74,921		

**2023 Regional Transportation Improvement Program
Amendment No. 14
San Diego Region (in \$000s)**

San Diego Association of Governments

MPO ID: SAN261		RTIP #:23-14
Project Title:	Palomar Street Rail Grade Separation	SANDAG ID: 1210091
Project Description:	In the City of Chula Vista at Palomar and Industrial Boulevard on the Blue Line Trolley - final design for Rail Grade Separation. Toll Credits will be used to match federal funds for the PE phase	RAS (M-39)
Change Reason:	Increase funding	
Capacity Status:	NCI	Exempt Category: Safety - Railroad/highway crossing

Est Total Cost: **\$34,135**

	TOTAL	PRIOR	22/23	23/24	24/25	25/26	26/27	FUTURE	PE	RW	CON
TransNet - MC	\$5,695	\$44	\$24	\$2	\$45	\$3,472	\$1,664	\$444	\$5,695		
TransNet - MC AC	\$0	\$3,430	\$(605)		\$(2,825)						
CMAQ	\$4,930	\$1,500	\$605		\$2,825				\$4,930		
Fed Rail Admin (FRA-PRIIA)	\$21,510					\$21,510				\$21,510	
Fed Disc.-CPF-Trans Infra	\$2,000		\$2,000						\$2,000		
TOTAL	\$34,135	\$4,974	\$2,024	\$2	\$45	\$24,982	\$1,664	\$444	\$12,625	\$21,510	

PROJECT LAST AMENDED 23-09

	TOTAL	PRIOR	22/23	23/24	24/25	25/26	26/27	FUTURE	PE	RW	CON
TransNet - MC	\$70	\$45	\$2	\$4	\$20				\$70		
TransNet - MC AC	\$0	\$3,430	\$(605)		\$(2,825)						
CMAQ	\$2,105	\$1,500	\$605						\$2,105		
CMAQ - Conversion	\$2,825				\$2,825				\$2,825		
Fed Disc.-CPF-Trans Infra	\$2,000		\$2,000						\$2,000		
TOTAL	\$7,000	\$4,975	\$2,002	\$4	\$20				\$7,000		

**2023 Regional Transportation Improvement Program
Amendment No. 14
San Diego Region (in \$000s)**

San Diego Association of Governments

MPO ID: SAN264		RTIP #:23-14
Project Title:	Regional Electric Vehicle Charging Incentive Program	RTP REF: A-71 (2021) SANDAG ID: 3502000
Project Description:	Region wide in the San Diego Region - partner with state and regional agencies to provide incentives to businesses, shopping centers, housing complexes, or local agencies to install electric vehicle charging stations with the goal of expanding the network of charging stations in the San Diego region and reducing greenhouse gas emissions from passenger vehicles. Toll Credits will be used to match federal funds for the CON phase... Toll Credits will be used to match federal funds for the CON phase	
Change Reason:	Delete fund source, Reduce funding	
Capacity Status:NCI Exempt Category:Air Quality - Ride-sharing and van-pooling program		

Est Total Cost: **\$8,800**

	TOTAL	PRIOR	22/23	23/24	24/25	25/26	26/27	FUTURE	PE	RW	CON
TransNet - MC	\$8,300	\$2,735	\$2,000	\$1,968	\$1,597						\$8,300
Local Funds	\$500			\$500							\$500
TOTAL	\$8,800	\$2,735	\$2,000	\$2,468	\$1,597						\$8,800

PROJECT LAST AMENDED 23-05

	TOTAL	PRIOR	22/23	23/24	24/25	25/26	26/27	FUTURE	PE	RW	CON
TransNet - MC	\$8,300	\$2,735	\$2,000	\$1,968	\$1,597						\$8,300
CMAQ	\$6,000				\$3,000	\$1,000	\$1,000	\$1,000			\$6,000
Local Funds	\$500			\$500							\$500
TOTAL	\$14,800	\$2,735	\$2,000	\$2,468	\$4,597	\$1,000	\$1,000	\$1,000			\$14,800

MPO ID: SAN265		RTIP #:23-14
Project Title:	Flexible Fleet Pilots	SANDAG ID: 3501000
Project Description:	In key employment centers in the San Diego Region - plan, deploy, operate, and monitor flexible fleet pilot projects aimed to test new shared mobility services enabled by new technologies. Pilot areas will be identified that are an optimal testing environment for flexible fleet services, and different options such as microtransit and ridehailing will be considered. Toll Credits will be used to match federal funds for the CON phase	
Change Reason:	Revise funding between fiscal years	
Capacity Status:NCI Exempt Category:Air Quality - Ride-sharing and van-pooling program		

Est Total Cost: **\$9,736**

	TOTAL	PRIOR	22/23	23/24	24/25	25/26	26/27	FUTURE	PE	RW	CON
RSTP	\$9,736	\$4,700		\$4,300	\$736						\$9,736
TOTAL	\$9,736	\$4,700		\$4,300	\$736						\$9,736

PROJECT LAST AMENDED 23-09

	TOTAL	PRIOR	22/23	23/24	24/25	25/26	26/27	FUTURE	PE	RW	CON
RSTP	\$9,736	\$4,700			\$5,036						\$9,736
TOTAL	\$9,736	\$4,700			\$5,036						\$9,736

**2023 Regional Transportation Improvement Program
Amendment No. 14
San Diego Region (in \$000s)**

San Diego Association of Governments

MPO ID: SAN268	RTIP #:23-14
Project Title: Del Mar Bluffs V	SANDAG ID: 1147100
Project Description: Along the LOSSAN Corridor in the City of del Mar from MP 244.1 near Coast Boulevard to MP 245.7 at Carmel Valley Road - Complete environmental document and design to maintain stability of trackbed on 1.6 miles of coastal bluff. Stabilization measures including soldier piles to maintain stability of the trackbed, replacing/repairing deteriorating drainage structures, and repair of localized areas of erosion.. Toll Credits will be used to match federal funds for the PE phase	
Change Reason: Increase funding	

Capacity Status:NCI Exempt Category:Mass Transit - Track rehabilitation in existing right of way

Est Total Cost: **\$88,399**

	TOTAL	PRIOR	22/23	23/24	24/25	25/26	26/27	FUTURE	PE	RW	CON
FTA 5307	\$3,320	\$3,320							\$3,320		
Fed Rail Admin (FRA-PRIIA)	\$11,570	\$11,570									\$11,570
Fed Disc.-CPF-Trans Infra	\$10,000			\$10,000							\$10,000
CAP-TRADE	\$4,900	\$3,774	\$1,126						\$3,774		\$1,126
SB1 - TCEP	\$39,200		\$36,200		\$3,000						\$39,200
SB125 - TIRCP	\$7,500				\$7,500						\$7,500
Local Funds	\$11,829	\$2,829			\$2,175	\$6,825			\$2,829		\$9,000
TDA	\$80	\$80							\$80		
TOTAL	\$88,399	\$21,573	\$37,326	\$10,000	\$12,675	\$6,825			\$10,003		\$78,396

PROJECT LAST AMENDED 23-11

	TOTAL	PRIOR	22/23	23/24	24/25	25/26	26/27	FUTURE	PE	RW	CON
FTA 5307	\$3,320	\$3,320							\$3,320		
Fed Rail Admin (FRA-PRIIA)	\$11,570	\$11,570									\$11,570
Fed Disc.-CPF-Trans Infra	\$10,000			\$10,000							\$10,000
CAP-TRADE	\$4,900	\$3,774	\$1,126						\$3,774		\$1,126
SB1 - TCEP	\$36,200		\$36,200								\$36,200
SB125 - TIRCP	\$9,900				\$9,900						\$9,900
Local Funds	\$11,929	\$2,929		\$9,000					\$2,929		\$9,000
TDA	\$80	\$80							\$80		
TOTAL	\$87,899	\$21,673	\$37,326	\$19,000	\$9,900				\$10,103		\$77,796

**2023 Regional Transportation Improvement Program
Amendment No. 14
San Diego Region (in \$000s)**

San Diego Association of Governments

MPO ID: SAN275		RTIP #:23-14
Project Title:	Pacific Coast Highway/Central Mobility Bikeway	RTP REF: AT011 (2021) SANDAG ID: 1223200
Project Description:	In the City of San Diego along Pacific Coast Highway - Design and construct bikeway along Pacific Coast Highway adjacent to future Central Mobility Hub. Toll Credits will be used to match federal funds for the PE phase, Toll Credits will be used to match federal funds for the ROW phase	
Change Reason:	Revise funding between fiscal years	
	Capacity Status:NCI Exempt Category:Air Quality - Bicycle and pedestrian facilities	

Est Total Cost: **\$7,314**

	TOTAL	PRIOR	22/23	23/24	24/25	25/26	26/27	FUTURE	PE	RW	CON
RSTP	\$2,546			\$882		\$1,664			\$1,596		\$950
ATP - R	\$3,818			\$3,818					\$3,818		
SB1 - LPP Formula	\$950					\$950					\$950
TOTAL	\$7,314			\$4,700		\$2,614			\$5,414		\$1,900

PROJECT LAST AMENDED 23-08

	TOTAL	PRIOR	22/23	23/24	24/25	25/26	26/27	FUTURE	PE	RW	CON
RSTP	\$3,496			\$882		\$1,318	\$1,296		\$1,900	\$300	\$1,296
ATP - R	\$3,818			\$3,818					\$3,818		
TOTAL	\$7,314			\$4,700		\$1,318	\$1,296		\$5,718	\$300	\$1,296

MPO ID: SAN289		RTIP #:23-14
Project Title:	San Dieguito to Sorrento Valley Double-Track	SANDAG ID: 1239823
Project Description:	Near tracks in Del Mar - Completion of Project Approval and Environmental Document (PA&ED) phase re-aligning the LOSSAN rail corridor away from the Del Mar Bluffs with a double track system, and the advancement of the design and right-of-way phases.	
Change Reason:	Increase funding	
	Capacity Status:NCI Exempt Category:Safety - Hazard elimination program	

Est Total Cost: **\$302,718**

	TOTAL	PRIOR	22/23	23/24	24/25	25/26	26/27	FUTURE	PE	RW	CON
TransNet - MC	\$2,718			\$211	\$650	\$550	\$947	\$360	\$211	\$650	\$1,857
CAP-TRADE	\$300,000		\$152,000		\$148,000				\$152,000		\$148,000
TOTAL	\$302,718		\$152,000	\$211	\$148,650	\$550	\$947	\$360	\$152,211	\$650	\$149,857

PROJECT LAST AMENDED 23-05

	TOTAL	PRIOR	22/23	23/24	24/25	25/26	26/27	FUTURE	PE	RW	CON
TransNet - MC	\$2,718			\$511	\$760	\$954	\$493		\$511	\$760	\$1,447
RSTP	\$500			\$500					\$500		
CAP-TRADE	\$152,000		\$152,000						\$152,000		
TOTAL	\$155,218		\$152,000	\$1,011	\$760	\$954	\$493		\$153,011	\$760	\$1,447

**2023 Regional Transportation Improvement Program
Amendment No. 14
San Diego Region (in \$000s)**

San Diego Association of Governments

MPO ID: SAN290										RTIP #:23-14	
Project Title: Beyer Track and Slope								SANDAG ID: 1147000			
Project Description: Point location at Beyer Blvd - Design and construct slope and drainage improvements											
Change Reason: Increase funding											
Capacity Status:NCI								Exempt Category:Mass Transit - Track rehabilitation in existing right of way			
Est Total Cost: \$5,379											
	TOTAL	PRIOR	22/23	23/24	24/25	25/26	26/27	FUTURE	PE	RW	CON
FTA 5307	\$500		\$500						\$500		
Local Funds	\$4,379			\$582	\$2,882	\$825	\$90		\$4,379		
TDA	\$500		\$500						\$500		
TOTAL	\$5,379		\$500	\$1,082	\$2,882	\$825	\$90		\$5,379		
PROJECT LAST AMENDED 23-03											
	TOTAL	PRIOR	22/23	23/24	24/25	25/26	26/27	FUTURE	PE	RW	CON
FTA 5307	\$500		\$500						\$500		
TDA	\$500			\$500					\$500		
TOTAL	\$1,000		\$500	\$500					\$1,000		

MPO ID: SAN312										RTIP #:23-14	
Project Title: Del Mar Bluffs Access Improvements								SANDAG ID: 1147101			
Project Description: Point location at Coast Blvd. and McGonigle Road - Environmental clearance, design, and construction of pedestrian access improvements, which are anticipated to include a lateral (North-South) trail, a railroad crossing and a vertical accessway (East-West) to the beach.. Toll Credits will be used to match federal funds for the PE phase											
Change Reason: Revise funding between fiscal years											
Capacity Status:NCI								Exempt Category:Safety - Hazard elimination program			
Est Total Cost: \$9,000											
	TOTAL	PRIOR	22/23	23/24	24/25	25/26	26/27	FUTURE	PE	RW	CON
RSTP	\$9,000			\$4,080			\$4,920		\$4,080		\$4,920
TOTAL	\$9,000			\$4,080			\$4,920		\$4,080		\$4,920
PROJECT LAST AMENDED 23-09											
	TOTAL	PRIOR	22/23	23/24	24/25	25/26	26/27	FUTURE	PE	RW	CON
RSTP	\$9,000			\$9,000					\$9,000		
TOTAL	\$9,000			\$9,000					\$9,000		

**2023 Regional Transportation Improvement Program
Amendment No. 14
San Diego Region (in \$000s)**

San Diego Association of Governments

MPO ID: SAN313										RTIP #:23-14	
Project Title: I-805 South: HOV Conversion to Express Lanes (Palomar to SR 94), From East Palomar Street, on the south, to SR 94, on the north.								SANDAG ID: 1280521			
Project Description: Design for the conversion of 11 miles of existing carpool lanes to express managed lanes.											
Change Reason: New Project											
Capacity Status:NCI Exempt Category:Other - Engineering studies											
Est Total Cost: \$10,900											
	TOTAL	PRIOR	22/23	23/24	24/25	25/26	26/27	FUTURE	PE	RW	CON
TransNet - MC	\$1,000				\$1,000				\$1,000		
STIP-RIP Augmentation	\$9,900					\$9,900			\$9,900		
TOTAL	\$10,900				\$1,000	\$9,900			\$10,900		

MPO ID: SAN315										RTIP #:23-14	
Project Title: Airport Transit Connection								SANDAG ID: 1149100			
Project Description: Environmental clearance for an Airport Transit Connection between Old Town and Santa Fe Depot with a primary stop at San Diego International Airport.. Toll Credits will be used to match federal funds for the PE phase											
Change Reason: New Project											
Capacity Status:NCI Exempt Category:Other - Engineering studies											
Est Total Cost: \$32,000											
	TOTAL	PRIOR	22/23	23/24	24/25	25/26	26/27	FUTURE	PE	RW	CON
CMAQ	\$32,000			\$4,000	\$11,500	\$11,500	\$5,000		\$32,000		
TOTAL	\$32,000			\$4,000	\$11,500	\$11,500	\$5,000		\$32,000		

MPO ID: SAN316										RTIP #:23-14	
Project Title: San Ysidro Track Relocation								SANDAG ID: 1149200			
Project Description: Project will include conceptual engineering and an environmental assessment to relocate the rail tracks at the San Ysidro Port of Entry to allow for the advancement of the San Ysidro Mobility Hub and its features.. Toll Credits will be used to match federal funds for the PE phase											
Change Reason: New Project											
Capacity Status:NCI Exempt Category:Other - Engineering studies											
Est Total Cost: \$3,677											
	TOTAL	PRIOR	22/23	23/24	24/25	25/26	26/27	FUTURE	PE	RW	CON
FTA 5307	\$2,000				\$2,000				\$2,000		
Fed Disc.-CPF-Trans Infra	\$648				\$648				\$648		
Local Funds	\$1,029				\$500	\$529			\$1,029		
TOTAL	\$3,677				\$3,148	\$529			\$3,677		

**2023 Regional Transportation Improvement Program
Amendment No. 14
San Diego Region (in \$000s)**

San Diego Association of Governments

MPO ID: SAN317		RTIP #:23-14									
Project Title:	Next Gen Rapid R-625 Advanced Planning							SANDAG ID: 3401601			
Project Description:	Project development and advanced planning on Rapid Route 625. This route will operate between San Diego State University and the Palomar Trolley Station in Chula Vista. The route will connect the communities of Mid-City, Southeast San Diego, National City, and Chula Vista with major educational institutions.. Toll Credits will be used to match federal funds for the PE phase										
Change Reason:	New Project										
Capacity Status:NCI		Exempt Category:Other - Engineering studies									
Est Total Cost: \$10,000											
	TOTAL	PRIOR	22/23	23/24	24/25	25/26	26/27	FUTURE	PE	RW	CON
CMAQ	\$10,000				\$2,500	\$4,500	\$3,000		\$10,000		
TOTAL	\$10,000				\$2,500	\$4,500	\$3,000		\$10,000		

Draft

**2023 Regional Transportation Improvement Program
Amendment No. 14
San Diego Region (in \$000s)**

San Diego Metropolitan Transit System

MPO ID: MTS32A		RTIP #:23-14
Project Title:	Preventive Maintenance	
Project Description:	MTS service area - Within MTS Service Area - FY24 Projects Include: - Preventive Maintenance for the period between July 1, 2022 and June 30, 2023. - Maintenance of Equipment, Rolling Stock, Facilities for Bus and Rail Systems: - Grade Crossing Replacements FY25 Projects Include: - Preventive Maintenance for the period between July 1, 2023 and June 30, 2024.	
Change Reason:	Increase funding	
Capacity Status:	NCI	
Exempt Category:	Mass Transit - Transit operating assistance	

Est Total Cost: **\$540,369**

	TOTAL	PRIOR	22/23	23/24	24/25	25/26	26/27	FUTURE	PE	RW	CON
TransNet - TSI	\$132,953		\$44,919	\$45,562	\$42,472				\$132,953		
TransNet - TSI Carry Over	\$10,458		\$9,645	\$813					\$10,458		
FTA 5307	\$202,070		\$32,000	\$32,070	\$33,000	\$34,000	\$35,000	\$36,000	\$202,070		
FTA 5337	\$194,588		\$29,588	\$31,000	\$32,000	\$33,000	\$34,000	\$35,000	\$194,588		
TDA	\$300		\$300						\$300		
TOTAL	\$540,369		\$116,452	\$109,445	\$107,472	\$67,000	\$69,000	\$71,000	\$540,369		

PROJECT LAST AMENDED 23-11

	TOTAL	PRIOR	22/23	23/24	24/25	25/26	26/27	FUTURE	PE	RW	CON
TransNet - TSI	\$132,953		\$44,919	\$45,562	\$42,472				\$132,953		
TransNet - TSI Carry Over	\$10,458		\$9,645	\$813					\$10,458		
FTA 5307	\$202,000		\$32,000	\$32,000	\$33,000	\$34,000	\$35,000	\$36,000	\$202,000		
FTA 5337	\$194,588		\$29,588	\$31,000	\$32,000	\$33,000	\$34,000	\$35,000	\$194,588		
TDA	\$300		\$300						\$300		
TOTAL	\$540,299		\$116,452	\$109,375	\$107,472	\$67,000	\$69,000	\$71,000	\$540,299		

MPO ID: SAN262		RTIP #:23-14
Project Title:	Low-Floor Light Rail Transit Vehicles	SANDAG ID: 1210090
Project Description:	In the San Diego region for the Blue and Orange Lines - procurement of 47 LRVs to replace existing SD100 fleet to support minor service enhancements.	
Change Reason:	Revise funding between fiscal years	
Capacity Status:	NCI	
Exempt Category:	Mass Transit - Purchase new buses and rail cars to replace existing vehicles or minor expansions of fleet	

Est Total Cost: **\$72,260**

	TOTAL	PRIOR	22/23	23/24	24/25	25/26	26/27	FUTURE	PE	RW	CON
TransNet - MC	\$30,260	\$1	\$1	\$15,003	\$15,255						\$30,260
RSTP	\$42,000	\$30,000	\$12,000								\$42,000
TOTAL	\$72,260	\$30,001	\$12,001	\$15,003	\$15,255						\$72,260

PROJECT LAST AMENDED 23-09

	TOTAL	PRIOR	22/23	23/24	24/25	25/26	26/27	FUTURE	PE	RW	CON
TransNet - MC	\$30,260	\$1	\$60	\$15,125	\$15,074						\$30,260
RSTP	\$42,000	\$30,000	\$12,000								\$42,000
TOTAL	\$72,260	\$30,001	\$12,060	\$15,125	\$15,074						\$72,260

**2023 Regional Transportation Improvement Program
Amendment No. 14
San Diego Region (in \$000s)**

San Diego, City of

MPO ID: SD237 RTIP #:23-14

Project Title: Coastal Rail Trail TransNet - LSI: CR

Project Description: The proposed path will begin near the City of Del Mar at the intersection of Carmel Valley Road and Sorrento Valley Road to the north and continues to Union Station Downtown San Diego. The City is currently focusing on the northerly ten miles of the trail from the Sorrento Valley Road/Carmel Valley to the Gilman Drive/I-5 intersections. - This project is the Gilman Drive segment of the regional 40-mile bicycle corridor. The proposed alignment will follow Gilman Drive between La Jolla Village Drive and Interstate 5, installing a one-way protected cycle-track in each direction and a continuous sidewalk on the west side of the road. (City CIP# S-00951)

Change Reason: Add new funding source, Increase funding

Capacity Status:NCI Exempt Category:Air Quality - Bicycle and pedestrian facilities

Est Total Cost: **\$24,789**

	TOTAL	PRIOR	22/23	23/24	24/25	25/26	26/27	FUTURE	PE	RW	CON
TransNet - LSI	\$9,300	\$350		\$8,950					\$350		\$8,950
TransNet - LSI Carry Over	\$4,149	\$3,140	\$1,009						\$3,140		\$1,009
Fed Disc.-CPF-Hwy Infra	\$4,116				\$4,116						\$4,116
Local RTCIP	\$7,224	\$7,224									\$7,224
TOTAL	\$24,789	\$10,714	\$1,009	\$8,950	\$4,116				\$3,490		\$21,299

PROJECT LAST AMENDED 23-09

	TOTAL	PRIOR	22/23	23/24	24/25	25/26	26/27	FUTURE	PE	RW	CON
TransNet - LSI	\$9,300	\$350		\$8,950					\$350		\$8,950
TransNet - LSI Carry Over	\$4,149	\$3,140	\$1,009						\$3,140		\$1,009
Local RTCIP	\$7,224	\$7,224									\$7,224
TOTAL	\$20,673	\$10,714	\$1,009	\$8,950					\$3,490		\$17,183

**2023 Regional Transportation Improvement Program
Amendment No. 14
San Diego Region (in \$000s)**

Santee, City of

MPO ID: SNT04		RTIP #:23-14
Project Title:	Pavement Repair and Rehabilitation	<i>TransNet</i> - LSI: CR
Project Description:	Multiple locations as recommended by Pavement Management Analysis report. - Reconstruction and rehabilitation in the form of removal and replacement of existing pavement sections 2 inches minimum, 1.5 inch minimum overlay, pedestrian ramps, sidewalk improvements, and drainage improvements as part of the rehabilitation improvements.	
Change Reason:	Reduce funding, Revise funding between fiscal years	
Capacity Status:	NCI Exempt Category: Safety - Pavement resurfacing and/or rehabilitation	

Est Total Cost: **\$34,067**

	TOTAL	PRIOR	22/23	23/24	24/25	25/26	26/27	FUTURE	PE	RW	CON
<i>TransNet</i> - Bond	\$9,855	\$9,856							\$343		\$9,512
<i>TransNet</i> - L	\$7,729	\$7,729									\$7,729
<i>TransNet</i> - LSI	\$4,621	\$1,701		\$255	\$850	\$890	\$925		\$613		\$4,008
<i>TransNet</i> - LSI (Cash)	\$1	\$1									\$1
<i>TransNet</i> - LSI Carry Over	\$4,457	\$3,211	\$1,246						\$219		\$4,238
Local Funds	\$7,404	\$4,801	\$521	\$521	\$521	\$521	\$521		\$15		\$7,389
TOTAL	\$34,067	\$27,299	\$1,767	\$776	\$1,371	\$1,411	\$1,446		\$1,190		\$32,877

PROJECT LAST AMENDED 23-02

	TOTAL	PRIOR	22/23	23/24	24/25	25/26	26/27	FUTURE	PE	RW	CON
<i>TransNet</i> - Bond	\$9,855	\$9,856							\$343		\$9,512
<i>TransNet</i> - L	\$7,729	\$7,729									\$7,729
<i>TransNet</i> - LSI	\$5,173	\$1,701		\$807	\$850	\$890	\$925		\$613		\$4,560
<i>TransNet</i> - LSI (Cash)	\$1	\$1									\$1
<i>TransNet</i> - LSI Carry Over	\$4,457	\$3,211	\$1,246						\$219		\$4,238
Local Funds	\$7,404	\$4,801	\$521	\$521	\$521	\$521	\$521		\$15		\$7,389
TOTAL	\$34,619	\$27,299	\$1,767	\$1,328	\$1,371	\$1,411	\$1,446		\$1,190		\$33,429

**2023 Regional Transportation Improvement Program
Amendment No. 14
San Diego Region (in \$000s)**

Santee, City of

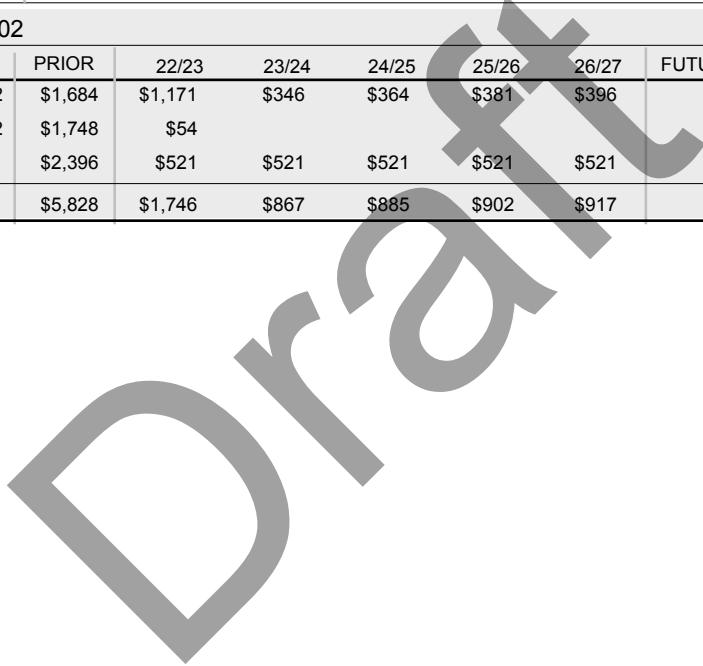
MPO ID: SNT22	RTIP #:23-14
Project Title: Pavement Roadway Maintenance	TransNet - LSI: Maint
Project Description: Various locations as defined in Santee's Pavement Management Analysis Report - Maintenance repair in the form of crack filling, grind and patch failed areas followed by Cape seal or Slurry seal of the street.	
Change Reason: Increase funding, Revise funding between fiscal years	
Capacity Status:NCI Exempt Category:Safety - Pavement resurfacing and/or rehabilitation	

Est Total Cost: **\$11,697**

	TOTAL	PRIOR	22/23	23/24	24/25	25/26	26/27	FUTURE	PE	RW	CON
TransNet - LSI	\$4,894	\$1,684	\$1,171	\$898	\$364	\$381	\$396		\$243		\$4,651
TransNet - LSI Carry Over	\$1,802	\$1,748	\$54						\$78		\$1,724
Local Funds	\$5,001	\$2,396	\$521	\$521	\$521	\$521	\$521		\$9		\$4,992
TOTAL	\$11,697	\$5,828	\$1,746	\$1,419	\$885	\$902	\$917		\$330		\$11,367

PROJECT LAST AMENDED 23-02

	TOTAL	PRIOR	22/23	23/24	24/25	25/26	26/27	FUTURE	PE	RW	CON
TransNet - LSI	\$4,342	\$1,684	\$1,171	\$346	\$364	\$381	\$396		\$243		\$4,099
TransNet - LSI Carry Over	\$1,802	\$1,748	\$54						\$78		\$1,724
Local Funds	\$5,001	\$2,396	\$521	\$521	\$521	\$521	\$521		\$9		\$4,992
TOTAL	\$11,145	\$5,828	\$1,746	\$867	\$885	\$902	\$917		\$330		\$10,815



**2023 Regional Transportation Improvement Program
Amendment No. 14
San Diego Region (in \$000s)**

Various Agencies

MPO ID: V07		RTIP #:23-14
Project Title:	Biological Mitigation Program	SANDAG ID: 1200200
Project Description:	Countywide - habitat acquisition, restoration, creation, enhancement, management and monitoring necessary for meeting project mitigation requirements; mitigation efforts will focus on <i>TransNet</i> Early Action Program projects, then Regional Transportation Plan (RTP) Revenue Constrained projects	
Change Reason:	Revise funding between fiscal years	
	Capacity Status:NCI	Exempt Category:Other - Advance land acquisitions

Est Total Cost: \$462,000											
	TOTAL	PRIOR	22/23	23/24	24/25	25/26	26/27	FUTURE	PE	RW	CON
<i>TransNet</i> - REMP	\$399,063	\$359,072	\$20,437	\$12,095	\$7,459				\$63,141	\$131,547	\$204,375
<i>TransNet</i> - Reg EMP (AC)	\$0	\$14,517		\$(3,733)	\$(1,193)	\$(9,591)					
CMAQ - Conversion	\$37,284	\$37,284									\$37,284
RSTP	\$6,683	\$6,683									\$6,683
RSTP - Conversion	\$14,517			\$3,733	\$1,193	\$9,591					\$14,517
Local Funds	\$4,453	\$453	\$4,000								\$4,453
TOTAL	\$462,000	\$418,009	\$24,437	\$12,095	\$7,459				\$63,141	\$131,547	\$267,312

PROJECT LAST AMENDED 23-09											
	TOTAL	PRIOR	22/23	23/24	24/25	25/26	26/27	FUTURE	PE	RW	CON
<i>TransNet</i> - REMP	\$399,063	\$359,072	\$20,437	\$12,095	\$7,459				\$63,141	\$131,547	\$204,375
<i>TransNet</i> - Reg EMP (AC)	\$0	\$14,517			\$(7,317)	\$(7,200)					
CMAQ - Conversion	\$37,284	\$37,284									\$37,284
RSTP	\$6,683	\$6,683									\$6,683
RSTP - Conversion	\$14,517				\$7,317	\$7,200					\$14,517
Local Funds	\$4,453	\$453	\$4,000								\$4,453
TOTAL	\$462,000	\$418,009	\$24,437	\$12,095	\$7,459				\$63,141	\$131,547	\$267,312

MPO ID: V08		RTIP #:23-14
Project Title:	Regional Habitat Conservation Fund	SANDAG ID: 1200300
Project Description:	Countywide - regional habitat management and monitoring	
Change Reason:	Revise funding between fiscal years	
	Capacity Status:NCI	Exempt Category:Other - Plantings, landscaping, etc

Est Total Cost: \$78,271											
	TOTAL	PRIOR	22/23	23/24	24/25	25/26	26/27	FUTURE	PE	RW	CON
<i>TransNet</i> - LEMP	\$28,815	\$4,282	\$5,218	\$3,848	\$4,789	\$2,768	\$3,955	\$3,955	\$28,815		
<i>TransNet</i> - REMP	\$49,206	\$49,205							\$30,034		\$19,172
Local Funds	\$250	\$250									\$250
TOTAL	\$78,271	\$53,737	\$5,218	\$3,848	\$4,789	\$2,768	\$3,955	\$3,955	\$58,849		\$19,422

PROJECT LAST AMENDED 23-05											
	TOTAL	PRIOR	22/23	23/24	24/25	25/26	26/27	FUTURE	PE	RW	CON
<i>TransNet</i> - LEMP	\$28,814	\$4,282	\$3,457	\$4,769	\$4,306	\$4,000	\$4,000	\$4,000	\$28,814		
<i>TransNet</i> - REMP	\$48,804	\$48,803							\$29,632		\$19,172
Local Funds	\$343	\$343									\$343
TOTAL	\$77,961	\$53,428	\$3,457	\$4,769	\$4,306	\$4,000	\$4,000	\$4,000	\$58,446		\$19,515

**2023 Regional Transportation Improvement Program
Amendment No. 14
San Diego Region (in \$000s)**

Various Agencies

MPO ID: V12		RTIP #:23-14
Project Title:	Grouped Projects for Bicycle and Pedestrian Facilities.	SANDAG ID: 1223054, 1223057, 1223058
Project Description:	Projects are consistent with 40 CFR Part 93.126 Exempt Table 2 categories - bicycle and pedestrian facilities (both motorized and non-motorized)	
Change Reason:	Increase funding	
Capacity Status:NCI		Exempt Category:Air Quality - Bicycle and pedestrian facilities

Est Total Cost: **\$56,125**

	TOTAL	PRIOR	22/23	23/24	24/25	25/26	26/27	FUTURE	PE	RW	CON
<i>TransNet</i> - BPNS	\$26,761	\$11,702	\$6,250	\$6,452	\$1,475	\$555	\$327				\$26,761
CRP	\$8,543		\$2,669	\$5,874							\$8,543
CRRSAA	\$4,100		\$4,100								\$4,100
RSTP	\$2,813		\$1,863	\$950							\$2,813
ATP - R	\$4,450		\$4,450								\$4,450
ATP - S	\$2,834				\$2,834						\$2,834
CAP-TRADE	\$791			\$791							\$791
TDA - Bicycles	\$5,833		\$2,853	\$2,960	\$20						\$5,833
TOTAL	\$56,125	\$11,702	\$22,185	\$17,027	\$4,329	\$555	\$327				\$56,125

PROJECT LAST AMENDED 23-12

	TOTAL	PRIOR	22/23	23/24	24/25	25/26	26/27	FUTURE	PE	RW	CON
<i>TransNet</i> - BPNS	\$26,760	\$11,702	\$6,198	\$6,474	\$1,557	\$725	\$95	\$10			\$26,760
CRP	\$8,543		\$2,593		\$3,450	\$2,500					\$8,543
CRRSAA	\$4,100		\$4,100								\$4,100
RSTP	\$2,813		\$1,863			\$950					\$2,813
ATP - R	\$4,450		\$4,450								\$4,450
ATP - S	\$2,834			\$2,834							\$2,834
CAP-TRADE	\$791			\$791							\$791
TDA - Bicycles	\$5,833		\$2,853	\$2,980							\$5,833
TOTAL	\$56,124	\$11,702	\$22,057	\$13,079	\$5,007	\$4,175	\$95	\$10			\$56,124

**2023 Regional Transportation Improvement Program
Amendment No. 14
San Diego Region (in \$000s)**

Various Agencies

MPO ID: V14		RTIP #:23-14
Project Title:	Grouped Projects for Bicycle and pedestrian facilities - Active Transportation Program (ATP)	SANDAG ID: 1223014, 1223093, 1223097
Project Description:	Projects are consistent with 40 CFR Part 93.126 Exempt Tables 2 and Table 3 categories - Bicycle and pedestrian facilities (both motorized and Non-motorized)	
Change Reason:	Revise funding between fiscal years	
Capacity Status:	NCI	
Exempt Category:	Air Quality - Bicycle and pedestrian facilities	

Est Total Cost: \$124,453

	TOTAL	PRIOR	22/23	23/24	24/25	25/26	26/27	FUTURE	PE	RW	CON
TransNet - BPNS	\$4,385	\$3,501	\$124	\$182	\$98	\$40	\$440				\$4,385
TransNet - LSI	\$4,533	\$4,283	\$250								\$4,533
TransNet - LSI (Cash)	\$50	\$50									\$50
TransNet - LSI Carry Over	\$3,618	\$2,613	\$1,005								\$3,618
TransNet - MC	\$2,000				\$1,000	\$1,000					\$2,000
Fed Disc.-CPF-Hwy Infra	\$300		\$300								\$300
ATP - R	\$49,456	\$16,145	\$5,185	\$8,023	\$1,724	\$8,924	\$9,455				\$49,456
ATP - S	\$51,734	\$10,224	\$7,381	\$7,819	\$1,665		\$24,645				\$51,734
Local Funds	\$7,417	\$5,871	\$372	\$398	\$226	\$550					\$7,417
Local RTCIP	\$960		\$960								\$960
TOTAL	\$124,453	\$42,687	\$15,577	\$16,422	\$4,713	\$10,514	\$34,540				\$124,453

PROJECT LAST AMENDED 23-09

	TOTAL	PRIOR	22/23	23/24	24/25	25/26	26/27	FUTURE	PE	RW	CON
TransNet - BPNS	\$4,385	\$3,501	\$157	\$149	\$98	\$40	\$440				\$4,385
TransNet - LSI	\$4,533	\$4,283	\$250								\$4,533
TransNet - LSI (Cash)	\$50	\$50									\$50
TransNet - LSI Carry Over	\$3,618	\$2,613	\$1,005								\$3,618
TransNet - MC	\$2,000				\$1,000	\$1,000					\$2,000
Fed Disc.-CPF-Hwy Infra	\$300		\$300								\$300
ATP - R	\$49,456	\$16,145	\$5,185	\$8,023	\$1,724	\$8,924	\$9,455				\$49,456
ATP - S	\$51,734	\$10,224	\$7,381	\$7,819	\$1,665		\$24,645				\$51,734
Local Funds	\$7,417	\$5,871	\$372	\$398	\$226	\$550					\$7,417
Local RTCIP	\$960		\$960								\$960
TOTAL	\$124,453	\$42,687	\$15,610	\$16,389	\$4,713	\$10,514	\$34,540				\$124,453

**2023 Regional Transportation Improvement Program
Amendment No. 14
San Diego Region (in \$000s)**

Various Agencies

MPO ID: V16		RTIP #:23-14
Project Title:	Grouped Projects for Operating Assistance - <i>TransNet</i> Senior Mini-Grant Program	SANDAG ID: 1271100, 1271300, 1272500, 3321400, 1272600, 1272700, 3321400, 1270800
Project Description:	Projects are consistent with 40 CFR Part 93.126 Exempt Table 2 categories: operating assistance to transit operators - non profit agencies providing transportation programs specializing in services for seniors	
Change Reason:	Increase funding	
Capacity Status:NCI		Exempt Category:Mass Transit - Transit operating assistance

Est Total Cost: \$3,079											
	TOTAL	PRIOR	22/23	23/24	24/25	25/26	26/27	FUTURE	PE	RW	CON
<i>TransNet</i> - SS	\$2,400	\$987	\$616	\$406	\$391						\$2,400
FTA 5310	\$61			\$61							\$61
Local Funds	\$618	\$279	\$128	\$113	\$98						\$618
TOTAL	\$3,079	\$1,266	\$744	\$580	\$489						\$3,079

PROJECT LAST AMENDED 23-02											
	TOTAL	PRIOR	22/23	23/24	24/25	25/26	26/27	FUTURE	PE	RW	CON
<i>TransNet</i> - SS	\$2,385	\$987	\$616	\$391	\$391						\$2,385
FTA 5310	\$61			\$61							\$61
Local Funds	\$618	\$279	\$128	\$113	\$98						\$618
TOTAL	\$3,064	\$1,266	\$744	\$565	\$489						\$3,064

MPO ID: V20		RTIP #:23-14
Project Title:	Grouped Projects for Engineering - Complete Corridor Studies	SANDAG ID: 1600001, 1600101, 1600102, 1600501, 1600503, 1600504, 1600505, 1600801, 1601501, 1605201, 1605601, 1606701, 1607801, 1609401, 1612501, 1685501
Project Description:	Projects are consistent with 40 CFR part 93.126 Exempt Tables 2 and Table 3 categories - Engineering to assess social, economic, and environmental effects of the proposed action or alternatives to that action; non-capacity increasing. Toll credits are used for the match in the PE Phase.	
Change Reason:	Increase funding	
Capacity Status:NCI		Exempt Category:Other - Engineering studies

Est Total Cost: \$35,005											
	TOTAL	PRIOR	22/23	23/24	24/25	25/26	26/27	FUTURE	PE	RW	CON
<i>TransNet</i> - MC	\$8,192	\$5,553	\$2,037	\$261	\$177	\$114	\$50				\$8,192
Fed Disc.-RCEGP	\$500				\$500						\$500
RSTP	\$25,915	\$16,406	\$6,269		\$640	\$2,600					\$25,915
TDA	\$98	\$82	\$16								\$98
Toll - Managed Lanes	\$300				\$239	\$61					\$300
TOTAL	\$35,005	\$22,041	\$8,322	\$261	\$1,556	\$2,775	\$50				\$35,005

PROJECT LAST AMENDED 23-09											
	TOTAL	PRIOR	22/23	23/24	24/25	25/26	26/27	FUTURE	PE	RW	CON
<i>TransNet</i> - MC	\$8,192	\$5,553	\$2,035	\$354	\$150	\$50	\$50				\$8,192
RSTP	\$25,775	\$16,406	\$6,269			\$3,100					\$25,775
TDA	\$98	\$82	\$16								\$98
Toll - Managed Lanes	\$300		\$300								\$300
TOTAL	\$34,365	\$22,041	\$8,620	\$354	\$150	\$3,150	\$50				\$34,365

**2023 Regional Transportation Improvement Program
Amendment No. 14
San Diego Region (in \$000s)**

RTIP Fund Types


<u>Federal Funding</u>	
BIP/CBI	Border Infrastructure Program/Corridors and Borders Infrastructure Program
CMAQ	Congestion Mitigation and Air Quality
DEMO-Sec 117/STP	Surface Transportation Program under FHWA Administrative Program (congressionally directed appropriations)
EARREPU	Earmark Repurposing
FRA-PRIIA	Federal Railroad Administration Passenger Rail Investment and Improvement Act of 2008
FTA Section 5307	Federal Transit Administration Urbanized Area Formula Program
FTA Section 5309 (Bus)	Federal Transit Administration Discretionary Program
FTA Section 5309 (FG)	Federal Transit Administration Fixed Guideway Modernization Formula Program
FTA Section 5310	Federal Transit Administration Elderly & Disabled Program
FTA Section 5337	Federal Transit Administration State of Good Repair Grant Program
FTA Section 5339	Federal Transit Administration Bus and Bus Facilities Formula Grant Program
HSIP	Highway Safety Improvement Program
CRRSAA	Other Fed - Coronavirus Response and Relief Supplemental Appropriations Act
NHS	National Highway System (administered by Caltrans)
RSTP	Regional Surface Transportation Program
STP-RL	Surface Transportation Program - Highway Railway Crossings Program (Section 130)
TE	Transportation Enhancement Program
CMAQ/RSTP Conversion	Reimbursement of advanced federal funds which have been advanced with local funds in earlier years
<u>State Funding</u>	
ATP	Active Transportation Program (Statewide and Regional)
Coastal Conservancy	California Coastal Conservancy Fund
PTA	Public Transportation Account
SB1 - CCP	Senate Bill 1 - Congested Corridors Program
SB1 - TCEP	Senate Bill 1 - Trade Corridor Enhancement Program
SB1 - LPP Formula	Senate Bill 1 - Local Partnership Formula Program
SB1 - TIRCP	Senate Bill 1 - Transit and Intercity Rail Program
STA	State Transit Assistance
STIP-IIP	State Transportation Improvement Program - Interregional Program
STIP-RIP	State Transportation Improvement Program - Regional Improvement Program
TCIF	Trade Corridor Improvement Fund (State Prop. 1B)
TIRCP	Transit and Intercity Rail Capital Program
TCRP	Traffic Congestion Relief Program
<u>Local Funding</u>	
Local Funds AC	Local Funds - Advanced Construction; mechanism to advance local funds to be reimbursed at a later fiscal year with federal/state funds

**2023 Regional Transportation Improvement Program
Amendment No. 14
San Diego Region (in \$000s)**

RTCIP	Regional Transportation Congestion Improvement Program
TDA	Transportation Development Act
<i>TransNet-BPNS</i>	Prop. A Extension Local Transportation Sales Tax - Bicycle, Pedestrian and Neighborhood Safety Program
<i>TransNet-CP</i>	Prop. A Local Transportation Sales Tax - Commercial Paper
<i>TransNet-H</i>	Prop. A Local Transportation Sales Tax - Highway
<i>TransNet-L</i>	Prop. A Local Transportation Sales Tax - Local Streets & Roads
<i>TransNet-L (Cash)</i>	TransNet - L funds which agencies have received payment, but have not spent
<i>TransNet-LSI</i>	Prop. A Extension Local Transportation Sales Tax - Local System Improvements
<i>TransNet-LSI Carry Over</i>	TransNet - LSI funds previously programmed but not requested/paid in year of allocation
<i>TransNet-LSI (Cash)</i>	TransNet - LSI funds which agencies have received payment, but have not spent
<i>TransNet-MC</i>	Prop. A Extension Local Transportation Sales Tax - Major Corridors
<i>TransNet-MC AC</i>	TransNet - Major Corridors - Advanced Construction; mechanism to advance TransNet funds to be reimbursed at a later fiscal year with federal/state funds
<i>TransNet-REMP</i>	Prop. A Extension Local Transportation Sales Tax - Regional Environmental Mitigation Program
<i>TransNet-SGIP</i>	Prop. A Extension Local Transportation Sales Tax - Regional Smart Growth Incentive Program
<i>TransNet-SS</i>	Prop. A Extension Local Transportation Sales Tax - Senior Services
<i>TransNet-TSI</i>	Prop. A Extension Local Transportation Sales Tax- Transit System Improvements

Draft

Table 2-1a: Revenues
 San Diego Association of Governments (SANDAG)
 2023 Regional Transportation Improvement Program (in \$000s) - Amendment No. 14

Legend
 Indicates change from prior amendment

	Prior Years	2022/2023		2023/2024		2024/2025		2025/2026		2026/2027		TOTAL		
		Prior	Current	Prior	Current	Prior	Current	Prior	Current	Prior	Current	Prior	Current	
LOCAL	Sales Tax	\$4,216,945	\$583,508	\$589,132	\$428,568	\$440,290	\$319,479	\$330,099	\$241,584	\$252,662	\$234,442	\$250,181	\$6,120,945	\$6,079,309
	-- County	\$4,216,945	\$583,508	\$589,132	\$428,568	\$440,290	\$319,479	\$330,099	\$241,584	\$252,662	\$234,442	\$250,181	\$6,120,945	\$6,079,309
	Other Local Funds	\$814,779	\$333,427	\$326,767	\$194,371	\$197,163	\$142,236	\$148,009	\$47,877	\$58,025	\$81,296	\$82,896	\$1,609,088	\$1,627,640
	-- City General Funds	\$782,105	\$322,334	\$315,674	\$188,215	\$191,007	\$118,018	\$123,791	\$47,877	\$58,025	\$81,296	\$82,896	\$1,534,946	\$1,553,499
	-- Street Taxes and Developer Fees	\$32,674	\$11,093	\$11,093	\$6,156	\$6,156	\$24,218	\$24,218					\$74,142	\$74,142
	-- RSTP Exchange funds													
	Other	\$1,033,859	\$160,428	\$154,881	\$120,889	\$123,797	\$105,472	\$107,174	\$105,524	\$105,690	\$105,519	\$105,519	\$1,631,624	\$1,630,920
Local Total	\$6,065,582	\$1,077,363	\$1,070,781	\$743,828	\$761,250	\$567,187	\$585,282	\$394,985	\$416,377	\$421,258	\$438,597	\$9,361,657	\$9,337,869	
STATE	State Highway Operations and Protection Program	\$134,267	\$471,159	\$471,159	\$103,255	\$103,255	\$154,558	\$154,558	\$144,057	\$144,057	\$113,169	\$113,169	\$1,120,465	\$1,120,465
	SHOPP (Including Augmentation)	\$134,267	\$471,159	\$471,159	\$103,255	\$103,255	\$154,558	\$154,558	\$144,057	\$144,057	\$113,169	\$113,169	\$1,120,465	\$1,120,465
	SHOPP Prior													
	State Transportation Improvement Program	\$712,311	\$58,047	\$58,047	\$20,010	\$20,010	\$1,193	\$21,193	\$1,183	\$20,083	\$82,082	\$102,882	\$874,826	\$934,526
	STIP (Including Augmentation)	\$670,562	\$58,047	\$58,047	\$20,010	\$20,010	\$1,193	\$21,193	\$1,183	\$20,083	\$82,082	\$102,882	\$833,077	\$892,777
	STIP Prior	\$41,749											\$41,749	\$41,749
	Proposition 1 A	\$41,843											\$41,843	\$41,843
	Proposition 1 B	\$653,252					\$1,319	\$1,319			\$895	\$895	\$655,466	\$655,466
	Active Transportation Program	\$44,957	\$29,448	\$25,131	\$50,372	\$47,538	\$15,606	\$12,266	\$10,219	\$21,040	\$42,489	\$42,489	\$193,421	\$193,421
	Highway Maintenance (HM)													
	Highway Bridge Program (HBP)	\$131,987	\$42,582	\$42,582	\$29,711	\$29,711	\$25,166	\$30,199	\$19,600	\$24,900	\$153,968	\$153,968	\$403,015	\$413,347
	Road Repair and Accountability Act of 2017 (SBI)	\$515,599	\$128,765	\$128,765	\$59,440	\$58,364	\$306,018	\$359,074	\$63,635	\$64,585	\$10,774	\$10,774	\$1,084,590	\$1,136,161
	Traffic Congestion Relief Program (TCRP)	\$95,298											\$95,298	\$95,298
	State Transit Assistance (e.g., population/revenue based, Prop 42)	\$225,198	\$31,746	\$31,746	\$40,984	\$40,984	\$54,305	\$54,305	\$41,909	\$41,909	\$41,909	\$41,909	\$436,131	\$436,050
Other	\$75,799	\$264,213	\$263,513	\$23,280	\$23,280	\$15,702	\$163,702	\$22,480	\$22,480	\$7,901	\$7,901	\$470,159	\$556,676	
State Total	\$2,630,511	\$1,025,960	\$1,020,943	\$327,052	\$323,142	\$573,868	\$795,616	\$303,084	\$339,054	\$453,187	\$473,987	\$5,375,214	\$5,583,254	
FEDERAL TRANSIT	5307 - Urbanized Area Formula Program	\$926,392	\$99,194	\$99,194	\$103,886	\$103,956	\$104,976	\$112,467	\$100,920	\$100,920	\$103,029	\$103,029	\$1,442,667	\$1,445,957
	5309a - Fixed Guideway Modernization	\$97,086					\$479	\$479					\$97,565	\$97,565
	5309b - New and Small Starts (Capital Investment Grants)	\$824,980	\$100,000	\$100,000	\$100,000	\$100,000	\$41,396	\$41,396					\$1,066,376	\$1,066,376
	5309c - Bus and Bus Related Grants	\$57,734			\$29,330	\$29,330							\$87,064	\$87,064
	5310 - Mobility of Seniors and Individuals with Disabilities	\$11,165	\$105	\$105	\$4,046	\$4,046	\$1,456	\$1,456					\$16,773	\$16,773
	5311 - Nonurbanized Area Formula Program	\$12,690	\$488	\$488	\$1,283	\$1,283	\$1,265	\$1,265	\$1,265	\$1,265	\$1,265	\$1,265	\$18,257	\$18,257
	5337 - State of Good Repair	\$398,012	\$62,944	\$62,944	\$66,791	\$66,791	\$68,085	\$68,085	\$69,187	\$69,187	\$70,306	\$70,306	\$735,326	\$735,326
	5339 - Bus and Bus Facilities Program	\$49,334	\$11,690	\$11,690	\$6,039	\$6,039	\$6,102	\$6,102	\$6,166	\$6,166	\$6,231	\$6,231	\$85,563	\$85,563
	Other	\$99,726	\$8,483	\$8,483	\$20,020	\$20,020		\$648					\$128,229	\$128,877
	Federal Transit Total	\$2,477,118	\$282,905	\$282,905	\$331,396	\$331,467	\$223,760	\$231,899	\$177,538	\$177,538	\$180,831	\$180,831	\$3,677,819	\$3,681,757
FEDERAL HIGHWAY	Congestion Mitigation and Air Quality (CMAQ)	\$446,783	\$44,843	\$44,843	\$41,898	\$41,898	\$42,736	\$42,736	\$43,591	\$43,591	\$43,591	\$43,591	\$663,443	\$663,443
	Coordinated Border Infrastructure (SAFETEA-LU Sec.1303)	\$312,606	\$5,000	\$5,000			\$15,000						\$317,606	\$332,606
	GARVEE Bonds (Includes Debt Service Payments)													
	Highway Infrastructure Program (HIP)	\$38,730	\$19,716	\$19,716					\$1,166				\$58,446	\$59,612
	High Priority Projects (HPP) and Demo	\$88,662	\$1,080	\$1,080									\$89,742	\$89,742
	Highway Safety Improvement Program (HSIP)	\$2,475	\$5,620	\$5,471	\$2,857	\$4,058	\$3,381	\$2,180	\$7,783	\$7,783			\$22,117	\$21,968
	National Significant Freight & Highway Projects (FASTLANE/INFRA)	\$49,278					\$150,000	\$150,000					\$199,278	\$199,278
	Public Lands Highway	\$8,152	\$816	\$816									\$8,968	\$8,968
	Recreational Trails				\$849	\$849							\$849	\$849
	Surface Transportation Program (Regional)	\$547,923	\$49,683	\$49,683	\$50,870	\$50,870	\$52,225	\$52,225	\$53,525	\$53,525	\$53,525	\$53,525	\$807,750	\$807,751
Tribal Transportation Program														
Other	\$183,692	\$20,381	\$25,157	\$77,656	\$77,656	\$11,518	\$15,635	\$5,874	\$5,874			\$278,854	\$308,014	
Federal Highway Total	\$1,678,302	\$147,138	\$151,766	\$174,131	\$190,332	\$259,861	\$263,942	\$110,773	\$110,773	\$97,116	\$97,116	\$2,447,053	\$2,492,231	
FRA	Passenger Rail Investment and Improvement Act of 2008 (PRIIA)	\$37,440			\$35,343	\$27,300		\$8,043		\$21,510			\$72,783	\$64,740
	Other													
	Federal Railroad Administration Total	\$37,440			\$35,343	\$27,300		\$8,043		\$21,510			\$72,783	\$64,740
Federal Total	\$4,192,859	\$430,043	\$434,670	\$540,871	\$549,099	\$483,621	\$503,884	\$288,311	\$309,821	\$277,947	\$277,947	\$6,197,655	\$6,238,727	
INNOVATIVE FINANCE	TIFIA (Transportation Infrastructure Finance and Innovation Act)	\$537,484					\$325,000	\$325,000					\$862,484	\$862,484
	Innovative Financing Total						\$325,000	\$325,000					\$862,484	\$862,484
REVENUES TOTAL	\$13,426,437	\$2,533,366	\$2,526,394	\$1,611,751	\$1,633,491	\$1,949,676	\$2,209,782	\$986,379	\$1,065,253	\$1,152,392	\$1,190,531	\$21,818,438	\$22,051,888	

Table 2-1b: Program

San Diego Association of Governments (SANDAG)

2023 Regional Transportation Improvement Program (in \$000s) - Amendment No. 14

Legend

Indicates change from prior amendment

	Funding Source	Prior Years	2022/2023		2023/2024		2024/2025		2025/2026		2026/2027		TOTAL	
			Prior	Current	Prior	Current	Prior	Current	Prior	Current	Prior	Current	Prior	Current
LOCAL	Sales Tax	\$4,216,945	\$557,355	\$564,740	\$396,972	\$409,048	\$313,750	\$324,871	\$171,672	\$182,901	\$157,403	\$250,118	\$5,910,517	\$5,948,622
	-- TransNet	\$4,216,945	\$557,355	\$564,740	\$396,972	\$409,048	\$313,750	\$324,871	\$171,672	\$182,901	\$157,403	\$250,118	\$5,910,517	\$5,948,622
	Other Local Funds	\$814,779	\$333,427	\$326,767	\$194,371	\$197,163	\$142,236	\$148,009	\$47,877	\$58,025	\$81,296	\$82,896	\$1,609,088	\$1,627,640
	-- City General Funds	\$782,105	\$322,334	\$315,674	\$188,215	\$191,007	\$118,018	\$123,791	\$47,877	\$58,025	\$81,296	\$82,896	\$1,534,946	\$1,553,499
	-- Street Taxes and Developer Fees	\$32,674	\$11,093	\$11,093	\$6,156	\$6,156	\$24,218	\$24,218					\$74,142	\$74,142
	Other	\$1,033,859	\$160,428	\$154,881	\$120,889	\$123,797	\$105,472	\$107,174	\$105,524	\$105,690	\$105,519	\$105,519	\$1,631,624	\$1,630,920
Local Total		\$6,065,582	\$1,051,210	\$1,046,389	\$712,232	\$730,009	\$561,459	\$580,054	\$325,073	\$346,615	\$344,218	\$438,534	\$9,151,229	\$9,207,182
STATE	State Highway Operations and Protection Program	\$134,267	\$471,159	\$471,159	\$103,255	\$103,255	\$154,558	\$154,558	\$144,057	\$144,057	\$113,169	\$113,169	\$1,120,465	\$1,120,465
	SHOPP (Including Augmentation)	\$134,267	\$471,159	\$471,159	\$103,255	\$103,255	\$154,558	\$154,558	\$144,057	\$144,057	\$113,169	\$113,169	\$1,120,465	\$1,120,465
	State Transportation Improvement Program	\$712,311	\$58,047	\$58,047	\$20,010	\$20,010	\$1,193	\$21,193	\$1,183	\$20,083	\$82,082	\$102,882	\$874,826	\$934,526
	STIP (Including Augmentation)	\$670,562	\$58,047	\$58,047	\$20,010	\$20,010	\$1,193	\$21,193	\$1,183	\$20,083	\$82,082	\$102,882	\$833,077	\$892,777
	STIP Prior	\$41,749											\$41,749	\$41,749
	Proposition 1A	\$41,843											\$41,843	\$41,843
	Proposition 1B	\$653,252					\$1,319	\$1,319			\$895	\$895	\$655,466	\$655,466
	Active Transportation Program	\$44,957	\$29,448	\$25,131	\$50,372	\$47,538	\$15,606	\$12,266	\$10,219	\$21,040	\$42,489	\$42,489	\$193,421	\$193,421
	Highway Maintenance (HM)													
	Highway Bridge Program (HBP)	\$131,987	\$42,582	\$42,582	\$29,711	\$29,711	\$25,166	\$30,199	\$19,600	\$24,900	\$153,968	\$153,968	\$403,015	\$413,347
	Road Repair and Accountability Act of 2017 (SBI)	\$515,599	\$128,765	\$128,765	\$59,440	\$58,354	\$306,018	\$358,074	\$63,635	\$64,585	\$10,774	\$10,774	\$1,084,590	\$1,136,161
	Traffic Congestion Relief Program (TCRP)	\$95,298											\$95,298	\$95,298
	State Transit Assistance (STA) (e.g., population/revenue based, Prop 42)	\$225,198	\$31,746	\$31,746	\$40,984	\$40,984	\$54,305	\$54,305	\$41,909	\$41,909	\$41,909	\$41,909	\$436,131	\$436,050
	State Emergency Repair Program													
Other	\$75,799	\$264,213	\$263,513	\$23,280	\$23,280	\$15,702	\$163,702	\$22,480	\$22,480	\$7,901	\$7,901	\$470,159	\$556,676	
State Total		\$2,630,511	\$1,025,960	\$1,020,943	\$327,052	\$323,142	\$573,868	\$795,616	\$303,084	\$339,054	\$453,187	\$473,987	\$5,375,214	\$5,583,254
FEDERAL TRANSIT	5307 - Urbanized Area Formula Program	\$926,392	\$99,000	\$99,000	\$103,886	\$103,956	\$104,976	\$109,205	\$93,852	\$93,852	\$95,814	\$95,814	\$1,428,191	\$1,428,219
	5309a - Fixed Guideway Modernization	\$97,086					\$479	\$479					\$97,565	\$97,565
	5309b - New and Small Starts (Capital Investment Grants)	\$824,980	\$100,000	\$100,000	\$100,000	\$100,000	\$41,396	\$41,396					\$1,066,376	\$1,066,376
	5309c - Bus and Bus Related Grants	\$57,734			\$29,330	\$29,330							\$87,064	\$87,064
	5310 - Elderly & Persons with Disabilities Formula Program	\$11,165	\$105	\$105	\$4,046	\$4,046	\$1,456	\$1,456					\$16,773	\$16,773
	5311 - Nonurbanized Area Formula Program	\$12,690	\$488	\$488	\$1,283	\$1,283	\$1,265	\$1,265	\$1,265	\$1,265	\$1,265	\$1,265	\$18,257	\$18,257
	5337 - State of Good Repair	\$398,012	\$61,944	\$61,944	\$66,791	\$66,791	\$67,770	\$67,770	\$68,867	\$68,867	\$69,981	\$69,981	\$733,366	\$733,366
	5339 - Bus and Bus Facilities Program	\$49,334	\$11,690	\$11,690	\$6,039	\$6,039	\$5,553	\$5,553	\$6,166	\$6,166	\$5,591	\$5,591	\$84,374	\$84,374
	Other	\$99,726	\$8,483	\$8,483	\$20,020	\$20,020		\$648				\$53,893	\$128,229	\$182,770
	Federal Transit Total	\$2,477,118	\$281,711	\$281,711	\$331,396	\$331,467	\$222,896	\$227,773	\$170,151	\$170,151	\$172,651	\$226,544	\$3,660,194	\$3,714,763
FEDERAL HIGHWAY	Congestion Mitigation and Air Quality (CMAQ)	\$446,783	\$44,407	\$44,407	\$33,211	\$33,211	\$24,825	\$23,825	\$43,590	\$42,590	\$10,000	\$17,000	\$624,244	\$607,816
	Coordinated Border Infrastructure (SAFETEA-LU Sec.1303)	\$312,606	\$5,000	\$5,000		\$15,000							\$317,606	\$332,606
	GARVEE Bonds (Includes Debt Service Payments)													
	Highway Infrastructure Program (HIP)	\$38,730	\$19,716	\$19,716				\$1,166					\$58,446	\$59,612
	High Priority Projects (HPP) and Demo	\$88,662	\$1,080	\$1,080									\$89,742	\$89,742
	Highway Safety Improvement Program (HSIP)	\$2,475	\$5,620	\$5,471	\$2,857	\$4,058	\$3,381	\$2,180	\$7,783	\$7,783			\$22,117	\$21,968
	Public Lands Highway	\$8,152	\$816	\$816									\$8,968	\$8,968
	National Significant Freight & Highway Projects (FASTLANE/INFRA)	\$49,278					\$150,000	\$150,000					\$199,278	\$199,278
	Recreational Trails				\$849	\$849							\$849	\$849
	Surface Transportation Program (Regional)	\$547,923	\$49,371	\$49,371	\$50,865	\$50,870	\$52,150	\$52,225	\$48,847	\$50,134	\$67,431	\$58,755	\$816,587	\$809,277
Other	\$183,692	\$20,381	\$23,617	\$77,656	\$77,656	\$11,518	\$15,598	\$5,874	\$2,394			\$278,854	\$302,957	
Federal Highway Total	\$1,678,302	\$146,390	\$149,478	\$165,439	\$181,645	\$241,875	\$244,994	\$106,094	\$102,900	\$77,431	\$75,755	\$2,416,691	\$2,433,074	
FRA	Passenger Rail Investment and Improvement Act of 2008 (PRIIA)	\$37,440			\$35,343	\$27,300		\$8,043		\$21,510			\$72,783	\$94,293
	Other													
Federal Railroad Administration Total	\$37,440			\$35,343	\$27,300							\$72,783	\$94,293	
Federal Total		\$4,192,859	\$428,101	\$431,189	\$532,178	\$540,412	\$464,771	\$472,767	\$276,245	\$273,051	\$250,082	\$302,299	\$6,149,668	\$6,242,130
INNOVATIVE FINANCE	TIFIA (Transportation Infrastructure Finance and Innovation Act)	\$537,484					\$325,000	\$325,000					\$862,484	\$862,484
	Innovative Financing Total	\$537,484					\$325,000	\$325,000					\$862,484	\$862,484
PROGRAM TOTAL		\$13,426,437	\$2,505,272	\$2,498,521	\$1,571,463	\$1,593,563	\$1,925,097	\$2,173,437	\$904,401	\$958,721	\$1,047,488	\$1,214,820	\$21,538,595	\$21,865,498

FY26/27 includes programming for future years and is included here for reference only

Table 2-1c: Revenues versus Program

San Diego Association of Governments (SANDAG)

2023 Regional Transportation Improvement Program (in \$000s) - Amendment No. 14

Legend

Indicates change from prior amendment

Funding Source		2022/2023		2023/2024		2024/2025		2025/2026		2026/2027		TOTAL	
		Prior	Current	Prior	Current	Prior	Current	Prior	Current	Prior	Current	Prior	Current
LOCAL	Local Total	\$26,153	\$24,392	\$31,596	\$31,241	\$5,729	\$5,229	\$69,911	\$69,761	\$77,039	\$63	\$210,428	\$130,686
	STATE												
STATE	State Highway Operations and Protection Program												
	SHOPP (Including Augmentation)												
	SHOPP Prior												
	State Transportation Improvement Program												
	STIP (Including Augmentation)												
	STIP Prior												
	Proposition 1 A												
	Proposition 1 B												
	Active Transportation Program												
	Highway Maintenance (HM)												
	Highway Bridge Program (HBP)												
	Road Repair and Accountability Act of 2017 (SB1)												
	Traffic Congestion Relief Program (TCRP)												
State Transit Assistance (STA) (e.g., population/revenue based, Prop - Other													
State Total													
FEDERAL TRANSIT	5307 - Urbanized Area Formula Program	\$194	\$194				\$3,262	\$7,067	\$7,067	\$7,215	\$7,215	\$14,476	\$17,738
	5309a - Fixed Guideway Modernization												
	5309b - New and Small Starts (Capital Investment Grants)												
	5309c - Bus and Bus Related Grants												
	5310 - Elderly & Persons with Disabilities Formula Program												
	5311 - Nonurbanized Area Formula Program												
	5337 - State of Good Repair	\$1,000	\$1,000			\$315	\$315	\$320	\$320	\$325	\$325	\$1,960	\$1,960
	5339 - Bus and Bus Facilities Program					\$549	\$549			\$640	\$640	\$1,189	\$1,189
	Other										\$53,893		-\$53,893
Federal Transit Total	\$1,194	\$1,194			\$864	\$4,126	\$7,387	\$7,387	\$8,180	\$8,180	\$17,625	\$13,007	
FEDERAL HIGHWAY	Congestion Mitigation and Air Quality (CMAQ)	\$436	\$436	\$8,687	\$8,687	\$17,911	\$18,911	\$1	\$1,001	\$33,591	\$26,591	\$60,627	\$55,627
	Coordinated Border Infrastructure (SAFETEA-LU Sec.1303)												
	GARVEE Bonds (Includes Debt Service Payments)												
	Highway Infrastructure Program (HIP)												
	High Priority Projects (HPP) and Demo												
	Highway Safety Improvement Program (HSIP)												
	National Significant Freight & Highway Projects (FASTLANE/INFRA)												
	Surface Transportation Program (Regional)	\$312	\$312	\$5		\$74		\$4,678	\$3,391	-\$13,906	-\$5,230	-\$8,837	-\$1,527
Other		\$1,540				\$36		\$3,480				\$5,057	
Federal Highway Total	\$748	\$2,288	\$8,692	\$8,687	\$17,986	\$18,948	\$4,679	\$7,873	\$19,685	\$21,361	\$51,790	\$59,157	
FRA	Passenger Rail Investment and Improvement Act of 2008 (PRIIA)												
	Other												
	Federal Railroad Administration Total												
Federal Total	\$1,942	\$3,482	\$8,692	\$8,687	\$18,850	\$23,074	\$12,066	\$15,260	\$27,865	\$24,352	\$69,415	\$26,150	
INNOVATIVE FINANCE	TIFIA (Transportation Infrastructure Finance and Innovation Act)												
	Innovative Financing Total												
REVENUES - PROGRAM TOTAL		\$28,095	\$27,873	\$40,288	\$39,928	\$24,579	\$28,303	\$81,978	\$85,021	\$104,904	\$24,289	\$279,843	\$156,837

FY26/27 includes programming for future years and is included here for reference only

**Grouped Projects for Safety Improvements -
Highway Safety Improvement - HSIP Program(CAL105)
Through 23-14**

Project ID	Lead Agency	Project Title	Project Description	Prior Year	FY 2023	FY 2024	FY 2025	FY 2026	FY 2027	Future	Total Cost
CAL448	Caltrans	Encinitas - Intersections of Encinitas Blvd and Vulcan Avenue, Leucadia Boulevard and Quail Gardens Drive, Santa Fe Drive and Scripps Driveway, and Leucadia Boulevard and North Vulcan Avenue (H8-11-005)	Replace existing permissive left-turn phases and signal heads with protected left-turn phases and signal heads on existing and/or new traffic signal poles and mast arms.	\$45,000	\$487,200	\$0	\$0	\$0	\$0	\$0	\$532,200
CAL450	Caltrans	Encinitas - Safety Lighting (H8-11-007)	Install LED luminaire safety lighting at signalized intersections and LED street lighting along project corridors.	\$50,000	\$668,000	\$0	\$0	\$0	\$0	\$0	\$718,000
CAL458	Caltrans	San Diego County - Woodside Ave from Marilla Dr to Chestnut St in the unincorporated community of Lakeside.	Construct sidewalks, bike lanes, and advanced dilemma zone detection with signal coordination.	\$1,315,620	\$0	\$0	\$0	\$6,408,580	\$0	\$0	\$7,724,200
CAL512	Caltrans	Barona Band of Mission Indians - The intersection of Ashwood Street/Wildcat Canyon Road and Willow Road (H9-11-001)	Install high visibility crossings and advanced stop bars; install bike lane striping, edge-lines and centerlines; construct sidewalks and curb ramps; install pedestrian signal head and safety lighting system.	\$0	\$0	\$0	\$348,300	\$0	\$0	\$0	\$348,300
CAL513	Caltrans	Chula Vista - Pedestrian Interval Operations (H9-11-002)	Install LEED Pedestrian Interval Signals	\$87,500	\$0	\$0	\$0	\$2,146,400	\$0	\$0	\$2,233,900
CAL514	Caltrans	El Cajon - Jamacha Road and 2nd Street, from Washington Avenue to Broadway (H9-11-003)	Install raised medians, high visibility pedestrian crossings at signalized intersections, curb extensions, and pedestrian crossings at the uncontrolled locations (with enhanced safety features.)	\$380,386	\$2,331,914	\$0	\$0	\$0	\$0	\$0	\$2,712,300

**Grouped Projects for Safety Improvements -
Highway Safety Improvement - HSIP Program(CAL105)
Through 23-14**

Project ID	Lead Agency	Project Title	Project Description	Prior Year	FY 2023	FY 2024	FY 2025	FY 2026	FY 2027	Future	Total Cost
CAL517	Caltrans	Encinitas - Tree-block corridor of Santa Fe Drive from Gardena Road to Bonita Drive. Santa Fe Drive intersects with four streets along the corridor. Gardena Road, Arcadia Road, Nardo Road, and Bonita Drive (H9-11-006)	Install sidewalk/pathway and install pedestrian hybrid beacon (HAWK).	\$99,000	\$0	\$0	\$670,600	\$0	\$0	\$0	\$769,600
CAL518	Caltrans	Encinitas - El Camino Real approximately 350 Ft. south of Via Molena between the shopping centers of Encinitas Market Place and Encinitas Village (H9-11-007)	Install a pedestrian staggered mid block crosswalk (2-crossing) with pedestrian hybrid beacon to connect pedestrians and bicycles to the east and west sides of El Camino Real (H9-11-007)	\$0	\$0	\$0	\$517,600	\$0	\$0	\$0	\$517,600
CAL523	Caltrans	National City - Signalized intersections at the following corridors: 8th Street, 18th Street, D Avenue, Euclid Avenue, Plaza Boulevard, Palm Avenue, Sweetwater Road, and Roosevelt Avenue (H9-11-012)	Upgrade existing permission left-turn phases and signal heads with protected left-turn phases on existing and/or new traffic, signal poles and mast arms. Add left turn lane striping at project signalized intersections with no left turn pocket lanes (H9-11-012)	\$189,000	\$0	\$1,356,100	\$0	\$0	\$0	\$0	\$1,545,100
CAL524	Caltrans	Oceanside - Signalized intersections along the corridors of Coast Hwy 101, El Camino Real, College Blvd, Oceanside Blvd Mission Ave, Douglas Dr., Vandergrift Blvd, Mesa Dr., North Santa Fe, Cannon Rd, Rancho Del Oro Rd, and Lake Blvd (H9-11-013)	Install pedestrian countdown signal heads, ADA-compliance pedestrian pushbuttons, and upgrade traffic signal improvements (HSIP Grant No: H9-11-013)	\$225,000	\$0	\$2,105,300	\$0	\$0	\$0	\$0	\$2,330,300
CAL527	Caltrans	San Diego - safety improvements (H9-11-016)	This project involves extending existing guardrails, installing end terminals or crash cushions and widening sidewalks to provide adequate access (H9-11-016)	\$178,300	\$0	\$0	\$819,900	\$0	\$0	\$0	\$998,200

**Grouped Projects for Safety Improvements -
Highway Safety Improvement - HSIP Program(CAL105)
Through 23-14**

Project ID	Lead Agency	Project Title	Project Description	Prior Year	FY 2023	FY 2024	FY 2025	FY 2026	FY 2027	Future	Total Cost
CAL528	Caltrans	San Diego County - San Miguel Road at Sunnyside Elementary School (H9-11-017)	San Diego County - San Miguel Road at Sunnyside Elementary School in the unincorporated community of Bonita in San Diego County.	\$0	\$382,500	\$0	\$0	\$0	\$0	\$0	\$382,500
CAL530	Caltrans	San Pasqual Band of Mission Indians - Reservations within the County of San Diego (H9-11-019)	Upgrade existing guardrail form wood posts to steel posts.	\$0	\$351,200	\$0	\$0	\$0	\$0	\$0	\$351,200
CAL532	Caltrans	Viejas Tribal Government - Entire length of Brown Road, Viejas Indian Reservation, San Diego County (H9-11-021)	Install new signs, new dynamic/variable speed warning sign, new edge-lines, new centerlines and centerlines and departure line rumble strips.	\$0	\$73,900	\$0	\$0	\$0	\$0	\$0	\$73,900
CAL617	Caltrans	San Diego County - Various Locations throughout San Diego County.	Metal Beam Guardrail and End-Treatment Upgrades (H11-11-009)	\$0	\$0	\$963,600	\$0	\$0	\$0	\$0	\$963,600
CAL618	Caltrans	Various locations along Sunrise Highway (MP 14.5, MP 15.0, MP 15.5, and MP 17.0) in Unincorporated San Diego County.	Upgrade metal beam guardrail and end-treatment. (H10-11-017)	\$0	\$1,577,700	\$0	\$0	\$0	\$0	\$0	\$1,577,700
Total				\$2,569,806	\$5,872,414	\$4,425,000	\$2,356,400	\$8,554,980	\$0	\$0	\$23,778,600

**Grouped Projects for Rehabilitation or Reconstruction of Track Structures,
Track, and Trackbed in Existing Rights-of-Way: Blue Line Corridor(SAN66)
Through 23-14**

Project ID	Lead Agency	Project Title	Project Description	Prior Year	FY 2023	FY 2024	FY 2025	FY 2026	FY 2027	Future	Total Cost
SAN173	San Diego Association of Governments	BL Rail Infrastructure	purchase and install 17 traction power substations (TPSS) and ROW as needed; includes fencing, new power feeds and access development	\$29,920,400	\$0	\$0	\$0	\$0	\$0	\$0	\$29,920,400
SAN281	San Diego Association of Governments	Blue Line Railway Signal Improvements	railway signaling design work and construction to make improvements on Blue Line Grade Crossing to provide pedestrian crossing improvements.	\$99,946	\$66,897	\$140,000	\$1,057,000	\$2,651,000	\$535,500	\$0	\$4,550,343
Total				\$30,020,346	\$66,897	\$140,000	\$1,057,000	\$2,651,000	\$535,500	\$0	\$34,470,743

Draft

**Grouped Projects for Rehabilitation or Reconstruction of Track Structures,
Track, and Trackbed in Existing Rights-of-Way: Coastal Rail Corridor(SAN114)
Through 23-14**

Project ID	Lead Agency	Project Title	Project Description	Prior Year	FY 2023	FY 2024	FY 2025	FY 2026	FY 2027	Future	Total Cost
SAN117	San Diego Association of Governments	Poinsettia Station Improvements	includes track reconfiguration, intertrack fence, reconstruction of pedestrian loading platforms, signals, and a new grade separated pedestrian crossing	\$35,758,543	\$82,639	\$364,000	\$375,000	\$275,000	\$25,450	\$0	\$36,880,632
SAN130	San Diego Association of Governments	Carlsbad Village Double Track	Conduct feasibility study of two rail trench alternatives; prepare final environmental document and 30 percent design for 1.0 miles of double track, a new bridge across Buena Vista Lagoon, and new signals	\$2,728,078	\$0	\$0	\$4,499	\$0	\$0	\$0	\$2,732,577
SAN149	San Diego Association of Governments	Coaster PE	preliminary engineering and environmental studies for prioritization of Coaster improvement projects to better define future projects	\$1,426,056	\$168,079	\$55,000	\$75,000	\$0	\$0	\$0	\$1,724,135
SAN182	San Diego Association of Governments	San Diego River Bridge	Construct 0.9 miles of double track and new bridge over the San Diego River	\$91,648,869	\$647,000	\$0	\$0	\$0	\$0	\$0	\$92,295,869
SAN183	San Diego Association of Governments	Batiquitos Lagoon Double Track	design and construct 0.8 miles of double-track and a new bridge over Batiquitos Lagoon	\$13,587,609	\$103,543,500	\$684,000	\$654,000	\$540,000	\$4,273,000	\$1,469,500	\$123,282,109
SAN259	San Diego Association of Governments	LOSSAN Corridor Improvements	includes preliminary engineering, Project Study Reports (PSRs), design criteria and funding applications for complete corridor projects. Toll Credits will be used to match federal funds for the PE phase.. Toll Credits will be used to match federal funds for the PE phase	\$3,925,053	\$1,095,000	\$0	\$0	\$0	\$0	\$0	\$5,020,053
SAN274	San Diego Association of Governments	Carlsbad Village Double Track Trench	Preliminary engineering for a future railroad trench in the City of Carlsbad; on coastal rail corridor in Carlsbad at Mile Post (MP) 228.0 to MP 230.6, near the city's downtown village area.	\$382,760	\$0	\$0	\$0	\$0	\$20,800,000	\$0	\$21,182,760
SAN30	San Diego Association of Governments	San Dieguito Lagoon Double Track	prepare final environmental document and design for 2.1 miles of second track and San Dieguito Bridge replacement.	\$85,641,411	\$36,124,925	\$19,594,000	\$107,352,000	\$1,134,000	\$61,591,000	\$68,242,000	\$311,437,336
SAN30A	San Diego Association of Governments	San Dieguito Lagoon Double Track Platform	Construct a special event platform at the Del Mar Fairgrounds	\$0	\$0	\$0	\$0	\$36,396,621	\$0	\$0	\$36,396,621
Total				\$235,098,379	\$141,661,143	\$20,697,000	\$108,460,499	\$38,345,621	\$86,689,450	\$69,711,500	\$630,952,092

**Grouped Projects for Bicycle and Pedestrian Facilities -
Bayshore Bikeway(SAN147)
Through 23-14**

Project ID	Lead Agency	Project Title	Project Description	Prior Year	FY 2023	FY 2024	FY 2025	FY 2026	FY 2027	Future	Total Cost
SAN154	San Diego Association of Governments	Bayshore Bikeway - Segment 8B	Prepare 65 percent design plans for 0.4 miles of new bikeway. A private developer will construct the remaining portion of the bikeway south of where the SANDAG project ends at Ada Avenue.	\$1,181,465	\$14,440	\$0	\$0	\$0	\$0	\$0	\$1,195,905
SAN195	San Diego Association of Governments	Bayshore Bikeway: Barrio Logan	Environmental clearance, design, and construction of 2.3 miles of new bike path.. Toll Credits will be used to match federal funds for the CON phase	\$21,383,465	\$13,599,172	\$10,288,000	\$4,537,500	\$1,479,000	\$363,000	\$25,000	\$51,650,137
SAN203	San Diego Association of Governments	Border to Bayshore Bikeway	Environmental clearance, design, and construction of 6.5 miles of new bikeways. Toll Credits will be used to match federal funds for the CON phase	\$26,668,121	\$395,050	\$124,000	\$90,000	\$1,912,000	\$15,000	\$0	\$29,204,171
Total				\$49,233,051	\$14,008,662	\$10,412,000	\$4,627,500	\$3,391,000	\$378,000	\$25,000	\$82,050,213

Draft

**Grouped Projects for Bicycle and Pedestrian Facilities -
Coastal Rail Trail(SAN148)
Through 23-14**

Project ID	Lead Agency	Project Title	Project Description	Prior Year	FY 2023	FY 2024	FY 2025	FY 2026	FY 2027	Future	Total Cost
SAN155	San Diego Association of Governments	Coastal Rail Trail San Diego - Rose Creek	Construct 2.1 miles Class 1 shared use path	\$27,428,183	\$81,877	\$80,360	\$12,145	\$0	\$0	\$0	\$27,602,565
SAN156	San Diego Association of Governments	Coastal Rail Trail - Encinitas	environmental clearance, design and construction for 1.7 miles of bicycle facility	\$9,490,015	\$10,094	\$61,000	\$262,000	\$9,031,000	\$0	\$0	\$18,854,109
Total				\$36,918,198	\$91,971	\$141,360	\$274,145	\$9,031,000	\$0	\$0	\$46,456,674

Draft

**Grouped Projects for Bicycle and Pedestrian Facilities -
San Diego River Trail(SAN196)
Through 23-14**

Project ID	Lead Agency	Project Title	Project Description	Prior Year	FY 2023	FY 2024	FY 2025	FY 2026	FY 2027	Future	Total Cost
SAN198	San Diego Association of Governments	San Diego River Trail: Carlton Oaks Segment	Environmental clearance and design of 2 miles of new bike path, including connection to Mast Park.	\$1,237,792	\$8,842	\$53,000	\$60,000	\$0	\$0	\$0	\$1,359,634
Total				\$1,237,792	\$8,842	\$53,000	\$60,000	\$0	\$0	\$0	\$1,359,634

Draft

**Grouped Projects for Bicycle and Pedestrian Facilities -
North Park/Mid-City Bikeways(SAN227)
Through 23-14**

Project ID	Lead Agency	Project Title	Project Description	Prior Year	FY 2023	FY 2024	FY 2025	FY 2026	FY 2027	Future	Total Cost
SAN158	San Diego Association of Governments	North Park/Mid-City Bikeways: Robinson Bikeway	Preliminary engineering and environmental clearance for 13 miles of bikeway in the North Park/Mid City area. Construct a 0.2-mile bikeway that consists of on-street bike facilities, traffic calming improvements, and an elevated shared-use path.	\$4,045,789	\$0	\$5,405,000	\$99,000	\$103,000	\$220,000	\$0	\$9,872,789
SAN230	San Diego Association of Governments	North Park/Mid-City Bikeways: Howard Bikeway	Environmental clearance, design, and construction of 1.2 miles of bikeway consisting of on street bike facilities and traffic calming improvements.. Toll Credits will be used to match federal funds for the PE phase	\$1,336,584	\$50,216	\$6,831,000	\$1,897,863	\$83,921	\$0	\$0	\$10,199,584
SAN232	San Diego Association of Governments	North Park/Mid-City Bikeways: University Bikeway	Construct 2.8 miles on-street protected bikeway. (Toll Credits will be used for ATP)	\$2,999,877	\$190,562	\$22,357,000	\$7,411,000	\$400,000	\$128,138	\$0	\$33,486,577
SAN233	San Diego Association of Governments	North Park/Mid-City Bikeways: Georgia-Meade Bikeway	Design 3.5 miles and construct 6.5 miles of urban bikeways including traffic calming improvements. Includes construction of Landis bikeway.	\$25,618,443	\$452,457	\$265,197	\$30,346	\$0	\$0	\$0	\$26,366,443
SAN284	San Diego Association of Governments	North Park/Mid-City Bikeways: Orange Bikeway	Construction of a 2.5 mile bikeway consisting of on-street bike facilities and traffic calming improvements.	\$1,060,048	\$188,609	\$162,343	\$10,775,000	\$0	\$0	\$0	\$12,186,000
Total				\$35,060,741	\$881,844	\$35,020,540	\$20,213,209	\$586,921	\$348,138	\$0	\$92,111,393

**Grouped Projects for Bicycle and Pedestrian Facilities -
Uptown Bikeways(SAN228)
Through 23-14**

Project ID	Lead Agency	Project Title	Project Description	Prior Year	FY 2023	FY 2024	FY 2025	FY 2026	FY 2027	Future	Total Cost
SAN160	San Diego Association of Governments	Uptown Bikeways: Fourth and Fifth Avenue Bikeways	Construct 4.5 miles of new on-street bikeways.	\$22,230,527	\$1,632,473	\$130,000	\$236,000	\$0	\$0	\$0	\$24,229,000
SAN234	San Diego Association of Governments	Uptown Bikeways: Eastern Hillcrest Bikeways	Design and construct 1.7 miles of on-street bikeway, including design and construction of the Normal Street Promenade.	\$3,329,010	\$692,365	\$1,051,000	\$9,952,000	\$15,217,000	\$1,264,000	\$100,000	\$31,505,375
SAN235	San Diego Association of Governments	Uptown Bikeways: Washington Street and Mission Valley Bikeways	design and construct 3.3 miles of on-street bikeways.	\$2,292,437	\$14,425,653	\$1,141,000	\$127,000	\$0	\$0	\$0	\$17,986,090
SAN236	San Diego Association of Governments	Uptown Bikeways: Mission Hills and Old Town Bikeways	Final design of 1.8 miles of on-street bikeways. Toll Credits will be used to match federal funds for the PE phase.	\$154,895	\$8,952	\$1,108,460	\$207,000	\$60,048	\$0	\$0	\$1,539,355
Total				\$28,006,869	\$16,759,443	\$3,430,460	\$10,522,000	\$15,277,048	\$1,264,000	\$100,000	\$75,259,820

Draft

**Grouped Projects for
Bicycle and Pedestrian Facilities(V12)
Through 23-14**

Project ID	Lead Agency	Project Title	Project Description	Prior Year	FY 2023	FY 2024	FY 2025	FY 2026	FY 2027	Future	Total Cost
SAN204	San Diego Association of Governments	Central Avenue Bikeway	Environmental clearance, design, and construction of 1.0 miles of new bike path.	\$1,259,212	\$69,596	\$272,000	\$3,040,000	\$347,000	\$311,404	\$0	\$5,299,212
SAN205	San Diego Association of Governments	Pershing Bikeway	Environmental clearance, design, and construction of 3.5 miles of new bike and pedestrian facilities between North Park and Downtown San Diego.	\$6,909,725	\$8,717,691	\$8,941,500	\$919,500	\$0	\$0	\$0	\$25,488,416
SAN206	San Diego Association of Governments	Downtown to Imperial Avenue Bikeway	Design and construct 3.9 miles of urban on-street bikeways. Toll Credits will be used to match federal funds for the CON phase	\$3,533,457	\$13,398,158	\$7,813,000	\$369,500	\$207,500	\$15,500	\$0	\$25,337,115
Total				\$11,702,394	\$22,185,445	\$17,026,500	\$4,329,000	\$554,500	\$326,904	\$0	\$56,124,743

Draft

**Grouped Projects for Bicycle and pedestrian facilities -
Active Transportation Program (ATP)(V14)
Through 23-14**

Project ID	Lead Agency	Project Title	Project Description	Prior Year	FY 2023	FY 2024	FY 2025	FY 2026	FY 2027	Future	Total Cost
CAL330	Caltrans	SR-15 Commuter Bike Facility	Construct Class 1 bicycle facility	\$15,639,000	\$5,000	\$0	\$0	\$0	\$0	\$0	\$15,644,000
CAL386	Caltrans	National City - SRTS Ped Enhancements	the project will address walkability barriers by providing high visibility continental crosswalks, ADA accessible ramps with truncated domes, pedestrian crosswalk signs and sidewalk replacement at locations near elementary schools and Granger Junior High School, a traffic circle, traffic calming extensions and speed cushions	\$1,690,000	\$1,678,000	\$0	\$0	\$0	\$0	\$0	\$3,368,000
CHV96	Chula Vista, City of	Bayshore Bikeway Segment 6A	To complete design and construction of Bayshore Bikeway Segment 6A which includes a separated Class 1 bike path, prefabricated bridge, fencing, high visibility crosswalk, pedestrian/bike traffic signal. Project was awarded ATP Cycle 6 (Regional) grant funding. Local CIP# STL0451.	\$0	\$0	\$204,750	\$295,250	\$3,310,000	\$0	\$0	\$3,810,000
ENC47	Encinitas, City of	Santa Fe Drive ATP Corridor Improvements	In Encinitas, on Santa Fe Drive between Windsor Drive and El Camino Real; construct sidewalk, curb, gutter and ramps, pavement widening and installation of new bike lanes and pedestrian improvements	\$217,000	\$925,000	\$0	\$0	\$0	\$0	\$0	\$1,142,000
ESC46	Escondido, City of	Escondido Creek Trail Bike Path Improvements	This project closes gaps on approximately 2.5 miles of the Escondido creek trail bike path by adding lighting, ped signals, crosswalks, ramps and signage to 7 intersections. The project's construction limits are the Escondido creek trail bike path between Juniper Street and Citrus Avenue.. Toll Credits will be used to match federal funds for the CON phase.	\$1,632,000	\$250,000	\$0	\$0	\$0	\$0	\$0	\$1,882,000
ESC49	Escondido, City of	Quince & Tulip Pedestrian Signals	Installation of pedestrian signals along the Escondido Creek Bike Path at Quince and Tulip	\$822,000	\$5,000	\$0	\$0	\$0	\$0	\$0	\$827,000
IB22	Imperial Beach, City of	9th St Active Transportation Corridor	1.3 miles of bicycle and pedestrian improvements that include a road diet, green buffered bike lanes, sharrows, bicycle bend-outs, high-visibility crosswalks, and curb extensions	\$599,000	\$2,479,000	\$276,000	\$0	\$0	\$0	\$0	\$3,354,000
IB24	Imperial Beach, City of	Palm Avenue Complete Multimodal Corridor	1.5 miles of active transportation improvements including class IV bike lanes, crosswalks, curb extensions, street trees, lighting, transit islands, and ADA curb ramps/sidewalks	\$1,115,000	\$0	\$150,000	\$2,220,000	\$1,000,000	\$21,742,000	\$0	\$26,227,000
LG27	Lemon Grove, City of	Connect Main Street Phase 2 and 3	Connect Main Street is an active transportation corridor project including class I multi-use paths, DG pedestrian trails, and bike boulevard treatments.	\$0	\$0	\$375,000	\$0	\$4,516,000	\$0	\$0	\$4,891,000

**Grouped Projects for Bicycle and pedestrian facilities -
Active Transportation Program (ATP)(V14)
Through 23-14**

Project ID	Lead Agency	Project Title	Project Description	Prior Year	FY 2023	FY 2024	FY 2025	FY 2026	FY 2027	Future	Total Cost
LG28	Lemon Grove, City of	Connect Main Street Phases 4 thru 6	Connect Main Street is an active transportation corridor project including class I multi-use paths, DG pedestrian trails, and bike boulevard treatments.	\$0	\$0	\$115,000	\$1,275,000	\$0	\$6,695,000	\$0	\$8,085,000
NC38	National City, City of	National City Bike Wayfinding	The project will install more 100 bicycle wayfinding signs at decision points throughout the City's recently constructed bicycle network	\$15,000	\$927,000	\$0	\$0	\$0	\$0	\$0	\$942,000
NC39	National City, City of	Central Community Mobility Enhancements	Implement a north-south bicycle boulevard, close a sidewalk gap, and provide pedestrian enhancements in National City along M, N, and L Avenues, between 4th Street and 30th Street.	\$388,000	\$1,095,000	\$0	\$0	\$0	\$0	\$0	\$1,483,000
NC40	National City, City of	Bayshore Bikeway - Segment 5	Construct Class 1 and Class 4 protected bicycle facilities with enhanced intersection treatments for people walking and biking.. Toll Credits will be used to match federal funds for the PE phase	\$970,000	\$300,000	\$7,493,000	\$0	\$0	\$0	\$0	\$8,763,000
NC41	National City, City of	8th Street and Roosevelt Ave. Active Transportation Corridor, National City	Constructs .4 miles of a one-way 7' cycle track (.8 miles counting both sides), .75 miles of a 14' wide multi-use path and various intersection adjustments for safety improvements.	\$0	\$5,185,000	\$0	\$0	\$0	\$0	\$0	\$5,185,000
NC42	National City, City of	Highland Avenue Inter-City Bike Connection	National City, CA. Highland Avenue from 30th Street to just south of the SR-54 EB ramps. Construct Class IV and II bicycle facilities, traffic calming, pavement markings, signing, signal modifications, and ADA curb ramps.	\$58,000	\$260,000	\$1,027,000	\$0	\$0	\$0	\$0	\$1,345,000
NC46	National City, City of	24th Street Transit Center Connections	Construct more than two miles of separated bike lanes (Class IV), 2 curb extensions, traffic signal modifications with bike signals, continental crosswalks, and curb ramps.	\$0	\$0	\$150,000	\$445,000	\$0	\$2,903,000	\$0	\$3,498,000
NC47	National City, City of	8th Street Bicycle and Pedestrian Rail Crossing Enhancements	Construct a two-way Class 1 safe crossing of the rail tracks near 8th and Harbor in National City for bicycles and pedestrians. Removal of a vehicle free right-turn lane.	\$0	\$0	\$600,000	\$0	\$1,648,000	\$0	\$0	\$2,248,000
NC48	National City, City of	22nd Street Separated Bikeway	3,000 feet of separated bikeway (Class I and IV), curb extensions, a new traffic signal with bike signals, continental crosswalks, curb ramps, and 400 feet of new sidewalk.	\$0	\$0	\$150,000	\$380,000	\$0	\$2,760,000	\$0	\$3,290,000

**Grouped Projects for Bicycle and pedestrian facilities -
Active Transportation Program (ATP)(V14)
Through 23-14**

Project ID	Lead Agency	Project Title	Project Description	Prior Year	FY 2023	FY 2024	FY 2025	FY 2026	FY 2027	Future	Total Cost
O50	Oceanside, City of	Laurel Elementary Safe Routes to School	The Laurel Elementary Safe Routes to School includes infrastructure improvements, complemented by non-infrastructure activities to improve the safety and convenience for students walking and biking. The scope of work includes a mini roundabout, curb extensions, striping and signage, a traffic calming median, Rectangular Rapid Flashing, high visibility crosswalks, and a sidewalk gap closure.	\$289,733	\$160,000	\$1,085,267	\$0	\$0	\$0	\$0	\$1,535,000
SAN272	San Diego Association of Governments	GObYBIKE San Diego: Construction Outreach Program	The GoByBIKE San Diego Construction Outreach Program builds support for new bike infrastructure.	\$1,628,401	\$118,844	\$162,156	\$57,599	\$0	\$0	\$0	\$1,967,000
SAN310	San Diego Association of Governments	Bayshore to Imperial Bikeway	Environmental clearance for a 7.9 mile regional bikeway of continuous bicycle boulevards, buffered bike lanes, and Class III/IV facilities including 15 traffic circles, 7 roundabouts, and 35 intersection treatments.	\$0	\$0	\$4,634,000	\$40,000	\$40,000	\$440,000	\$0	\$5,154,000
SD234	San Diego, City of	Chollas Creek-Bayshore Bikeway	Final design and construction plans for 0.75 mile segment of multi-use path connecting from Southeastern San Diego along the Chollas Creek to the Bayshore Bikeway in Barrio Logan.	\$695,000	\$5,000	\$0	\$0	\$0	\$0	\$0	\$700,000
SD245	San Diego, City of	Euclid+ Market Complete Streets project	Final design and construction of new and expanded sidewalks, new bike facilities, and added crosswalks, medians, and curb extensions to slow and calm traffic (\$16061)	\$12,751,553	\$1,300,000	\$0	\$0	\$0	\$0	\$0	\$14,051,553
VISTA59	Vista, City of	Townsite Complete Street Project	This project will transform Townsite Drive and W. Los Angeles Drive to a complete street accommodating all users by constructing sidewalks, traffic circles, curb extensions, bike lanes, Sharrows and high visibility crosswalks. The project will also construct curb extensions, high visibility crosswalk, green bike lane extensions through intersections and two mid block pedestrian traffic signals on N. Santa Fe Avenue between California Avenue and Bobier Drive. Toll Credits will be used to match federal funds for the CON phase. Toll Credits will be used to match federal funds for the CON phase	\$4,177,000	\$883,930	\$0	\$0	\$0	\$0	\$0	\$5,060,930
Total				\$42,686,687	\$15,576,774	\$16,422,173	\$4,712,849	\$10,514,000	\$34,540,000	\$0	\$124,452,483

**Grouped Projects for Operating Assistance -
TransNet Senior Mini-Grant Program(V16)
Through 23-14**

Project ID	Lead Agency	Project Title	Project Description	Prior Year	FY 2023	FY 2024	FY 2025	FY 2026	FY 2027	Future	Total Cost
SAN138	San Diego Association of Governments	Renewing Life	Class D vehicle procurement	\$466,676	\$0	\$76,757	\$0	\$0	\$0	\$0	\$543,433
SAN185	San Diego Association of Governments	FACT - RideFact	Provide a "one stop" transportation solution for seniors and persons with disabilities to reach medical appointments and other related services through operating trip reimbursement	\$2,215,696	\$96,041	\$0	\$0	\$0	\$0	\$0	\$2,311,737
SAN279	San Diego Association of Governments	Travelers Aid Society - RideFinder	RIDEFinder - Operating	\$28,136	\$96,864	\$0	\$0	\$0	\$0	\$0	\$125,000
SAN87	San Diego Association of Governments	ElderHelp - Volunteer Driver Program	expand existing program	\$1,237,294	\$157,836	\$176,859	\$176,859	\$0	\$0	\$0	\$1,748,848
SAN90	San Diego Association of Governments	Peninsula Shepherd Senior Center - Volunteer Drive Program	provides door-through-door service and local shuttle van service for seniors living in the Peninsula communities	\$584,358	\$80,000	\$14,688	\$0	\$0	\$0	\$0	\$679,046
SAN92	San Diego Association of Governments	Travelers Aid Society - SenioRide	provides a menu of free transportation options to low-income clients ages 60 and up throughout San Diego County. This includes senior bus passes, taxicab vouchers, MTS Access and NCTD LIFT vouchers, and rides with volunteer drivers in private cars	\$2,460,199	\$312,500	\$312,500	\$312,500	\$0	\$0	\$0	\$3,397,699
Total				\$6,992,359	\$743,241	\$580,804	\$489,359	\$0	\$0	\$0	\$8,805,763

**Grouped Projects for Engineering -
Complete Corridor Studies(V20)
Through 23-14**

Project ID	Lead Agency	Project Title	Project Description	Prior Year	FY 2023	FY 2024	FY 2025	FY 2026	FY 2027	Future	Total Cost
CAL549	Various Agencies	Comprehensive Multimodal Corridor Plan (CMCP) - High Speed Transit/I-15	In the San Diego Region a comprehensive integrated management plan for increasing transportation options, decreasing congestion, and improving travel time in the I-15 Corridor from SR 76 to I-805. A CMCP includes all travel modes in a defined corridor - highways and freeways, parallel and connection roadways, public transit (bus, bus rapid, light rail, intercity rail) and bikeways. Toll Credits will be used to match federal funds for the PE phase	\$0	\$0	\$0	\$0	\$1,500,000	\$0	\$0	\$1,500,000
CAL550	Various Agencies	Comprehensive Multimodal Corridor Plan (CMCP) - Coast, Canyons and Trails (SR 52)	In the San Diego Region a comprehensive integrated management plan for increasing transportation options, decreasing congestion, and improving travel times in the SR-52/SR-67 Corridor on SR 52 from I-5 to Sr 67 and along SR 67 from I-8 to Mapleview Street. A CMCP includes all travel modes in a defined corridor - highways and freeways, parallel and connection roadways, public transit (bus, bus rapid transit, light rail, intercity rail) and bikeways. Toll Credits will be used to match federal funds for the PE phase	\$2,057,549	\$86,451	\$0	\$0	\$0	\$0	\$0	\$2,144,000
CAL551	Various Agencies	Comprehensive Multi-Modal Corridor Plan (CMCP) - High Speed Transit/SR-94	In the San Diego Region a comprehensive integrated management plan for increasing transportation options, decreasing congestion, and improving travel times along the SR 94 corridor from I-5 to SR 125. A CMCP includes all travel modes in a defined corridor - highways and freeways, parallel and connection roadways, public transit (bus, bus rapid transit, light rail, intercity rail) and bikeways.. Toll Credits will be used to match federal funds for the PE phase	\$0	\$1,880,000	\$60,000	\$199,857	\$0	\$0	\$0	\$2,139,857

**Grouped Projects for Engineering -
Complete Corridor Studies(V20)
Through 23-14**

Project ID	Lead Agency	Project Title	Project Description	Prior Year	FY 2023	FY 2024	FY 2025	FY 2026	FY 2027	Future	Total Cost
CAL552	Various Agencies	Corridor System Management Plan (CSMP) - South Bay to Sorrento Corridor	In the San Diego Region, a comprehensive integrated management plan for increasing transportation options, decreasing congestion, and travel times in the I-805I-5 South corridor from the U.S.-Mexico Border along SR 11, SR 905, I-5, and I-805 to SR 94, then along I-805 and SR 15/I-15 to SR 52, then along I-805 to the I-5/I-805 Merge. A CSMP includes all travel modes in a defined corridor - highways and freeways, parallel and connection roadways, public transit (bus, bus transit, light rail, intercity rail) and bikeways. Toll Credits will be used to match federal funds for the PE phase.. Toll Credits will be used to match federal funds for the PE phase	\$5,775,930	\$24,070	\$0	\$0	\$0	\$0	\$0	\$5,800,000
CAL553	Various Agencies	Corridor System Management Plan (CSMP) - North County	In the San Diego Region, a comprehensive integrated management plan for increasing transportation options, decreasing congestion, and improving travel time between the I-5 and the I-15 freeways along the SR 76, SR 78, Palomar Airport Road and the SPRINTER rail corridor. A CSMP includes all travel modes in a defined corridor - highways and freeways, parallel and connection roadways, public transit (bus, bus transit, light rail, intercity rail) and bikeways. Toll Credits will be used to match federal funds for the PE phase. Toll Credits will be used to match federal funds for the PE phase	\$2,970,000	\$30,000	\$0	\$0	\$0	\$0	\$0	\$3,000,000
SAN253	Various Agencies	Comprehensive Multimodal Corridor Plan (CMCP) - Central Mobility Hub and Connections	In the San Diego Region a comprehensive integrated management plan for increasing transportation options, decreasing congestion, and improving travel times in the Central Mobility Station/I-5/Coronado & Downtown Connections Corridor. A CMCP includes all travel modes in a defined corridor - highways and freeways, parallel and connection roadways, public transit (bus, bus rapid transit, light rail, intercity rail) and bikewaysProject includes analysis to support P3 partnerships and connections to naval bases. Toll Credits will be used to match federal funds for the PE phase.Toll Credits will be used to match federal funds for the PE phase	\$6,500,590	\$3,291,410	\$0	\$500,000	\$0	\$0	\$0	\$10,292,000

**Grouped Projects for Engineering -
Complete Corridor Studies(V20)
Through 23-14**

Project ID	Lead Agency	Project Title	Project Description	Prior Year	FY 2023	FY 2024	FY 2025	FY 2026	FY 2027	Future	Total Cost
SAN254	Various Agencies	Corridor System Management Plan - High Speed Transit/I-8	In the San Diego Region, along the I-8 corridor from I-5 to east of the SR 67, a comprehensive integrated management plan for increasing transportation options, decreasing congestion, and improving travel times in the High Speed Transit/I-8 Corridor. A CSMP includes all travel modes in a defined corridor - highways and freeways, parallel and connection roadways, public transit (bus, bus rapid transit, light rail, intercity rail) and bikeways. Toll Credits will be used to match federal funds for the PE phase	\$2,929,952	\$97,500	\$88,548	\$0	\$0	\$0	\$0	\$3,116,000
SAN255	Various Agencies	Corridor System Management Plan (CSMP) - High Speed Transit/SR 56	In the San Diego Region a comprehensive integrated management plan for increasing transportation options, decreasing congestion, and improving travel times in the SR 56 Corridor from I-5 to I-15. A CSMP includes all travel modes in a defined corridor - highways and freeways, parallel and connection roadways, public transit (bus, bus rapid transit, light rail, intercity rail) and bikeways. Toll Credits will be used to match federal funds for the PE phase	\$0	\$0	\$0	\$0	\$1,100,000	\$0	\$0	\$1,100,000
SAN256	Various Agencies	Corridor System Management Plan - High Speed Transit/SR 125	In the San Diego Region a comprehensive integrated management plan for increasing transportation options, decreasing congestion, and improving travel times along the SR 125 corridor from SR 905/SR 11 to SR 52. A CSMP includes all travel modes in a defined corridor - highways and freeways, parallel and connection roadways, public transit (bus, bus rapid transit, light rail, intercity rail) and bikeways. Toll Credits will be used to match federal funds for the PE phase	\$0	\$2,729,180	\$52,074	\$796,000	\$115,000	\$0	\$0	\$3,692,254
SAN269	Various Agencies	Comprehensive Multi-Modal Corridor Plan (CMCP) - Region Wide Plan	In the San Diego Region, a comprehensive integrated management plan for increasing transportation options, decreasing congestion, and improving travel times in all corridors in the San Diego Region. A CMCP includes all travel modes - highways and freeways, parallel and connection roadways, public transit (bus, bus rapid transit, light rail, intercity rail) and bikeways. This project is focused on scoping efforts and developing work plans for all of the CMCPs in the grouped listing	\$586,919	\$183,040	\$60,000	\$60,000	\$60,000	\$50,041	\$0	\$1,000,000

**Grouped Projects for Engineering -
Complete Corridor Studies(V20)
Through 23-14**

Project ID	Lead Agency	Project Title	Project Description	Prior Year	FY 2023	FY 2024	FY 2025	FY 2026	FY 2027	Future	Total Cost
V22	Various Agencies	CMCP - San Vicente Corridor (SR 67)	A Comprehensive Multimodal Corridor Plan (CMCP) is a comprehensive, integrated management plan for increasing transportation options, decreasing congestion, and improving travel times in the SR 67 transportation corridor along SR 67 from Mapleview Street in the City of Lakeside to SR 78. A CMCP includes all travel modes in a defined corridor - highways and freeways, parallel and connecting roadways, public transit (bus, bus rapid transit, light rail, intercity rail) and bikeways Toll Credits will be used to match federal funds for the PE phase. Toll Credits will be used to match federal funds for the PE phase	\$1,220,000	\$832	\$0	\$0	\$0	\$0	\$0	\$1,220,832
Total				\$22,040,940	\$8,322,483	\$260,622	\$1,555,857	\$2,775,000	\$50,041	\$0	\$35,004,943

Draft