

# TransNet Across the Region

Since 2008, The TransNet extension has generated approximately \$4.8 billion and has been vital in helping us secure additional federal, state, and local funds. Working with our partners at Caltrans, MTS, NCTD, and local jurisdictions, SANDAG has delivered more than 700 projects for our communities, and we'll continue to deliver through 2048. TransNet helps fund capital projects on our major corridors and bikeways, local street and road improvement projects, and a variety of competitive grant programs.

## How TransNet Funds are Allocated

### TransNet Annual Receipts

Each year, the half-cent TransNet sales tax is collected and reported as the TransNet Total Annual Receipts. Funds for certain programs (Bicycle, Pedestrian, and Neighborhood Safety Program; administrative costs; and TransNet Independent Taxpayer Oversight Committee [ITOC] activities) are deducted from the Total Annual Receipts based on a formula outlined in the ordinance. The remaining amount reflects the Total Net Revenues, which are divided into seven categories by percentages outlined in the ordinance.

#### TOTAL NET REVENUES DISTRIBUTION<sup>1</sup>

38%	Major Corridors Capital Projects	Funding for major highway and transit capital improvements
4.5%	Major Corridor Environmental Mitigation Program (EMP)	Funding for large-scale acquisition and management of critical habitat areas for mitigation of major highway and transit projects
29%	Local Streets and Roads Program	Funds for jurisdictions to supplement other revenues available for local street and road improvements
2%	Smart Growth Incentive Program	Competitive grants awarded to assist local agencies in better integrating transportation and land use
2%	Local Environmental Mitigation Program (EMP)	Funding for habitat-related mitigation costs for local transportation projects
16.5%	Transit Services	Reduced-price transit fares for senior, disabled, and youth riders, general operations funding, and related capital
8%	New Major Transit Operations	Support for operation of new or expanded transit services

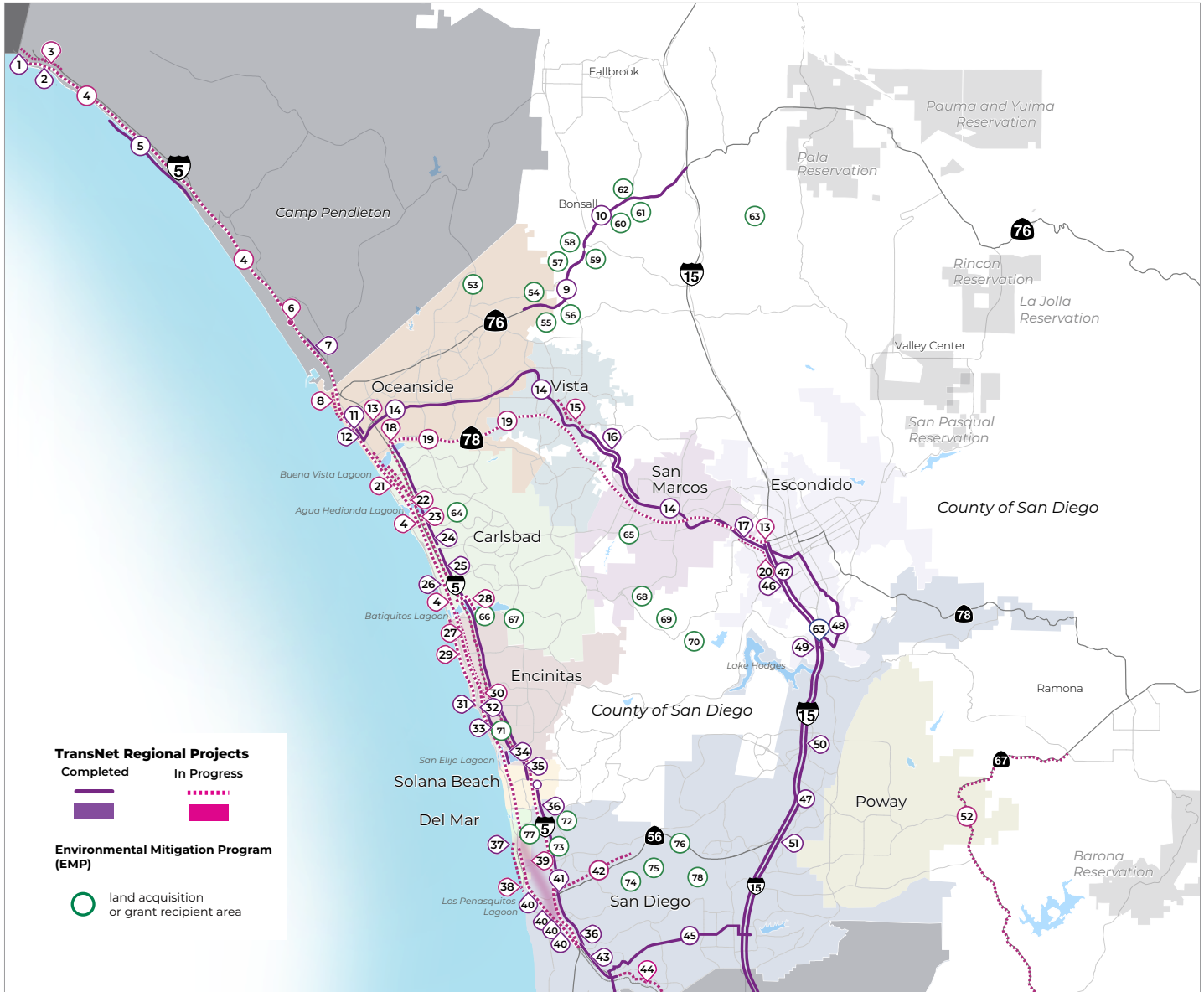
## Major Corridor Projects and Environmental Mitigation Program (EMP)

TransNet funding contributes to many of our capital projects, including the TransNet Major Corridors projects and the Major Corridor Environmental Program (EMP). Since 2008, we've used TransNet funds to complete more than 80 Major Corridor capital projects. In FY 2024, TransNet capital project investments included Batiquitos Lagoon Double Track, SR 56 HOV lanes, Otay Mesa East Port of Entry utility improvements, and more. Over the past decade, the TransNet EMP Program has funded acquiring or helping to restore over 40 sites totaling 9,215 acres, with a total value of \$164 million. TransNet has also contributed over \$378 million toward new and expanded transit services in the region.

<sup>1</sup> Rounded to nearest .5%

## TransNet Major Corridor Capital Projects and EMP

These maps and tables show TransNet Major Corridor projects, including capital projects and habitat conservation areas. Check out the interactive version at [SANDAG.org/transnet](http://SANDAG.org/transnet) to view projects in your community.



**TransNet Regional Projects**

Completed — In Progress - - - -

**Environmental Mitigation Program (EMP)**

○ land acquisition or grant recipient area

### TRANSNET REGIONAL PROJECTS<sup>1</sup>

#### North

- |  |  |
|--|--|
| <ul style="list-style-type: none"> <li><b>1</b> San Mateo Creek Bridge Replacement at Trestles Beach</li> <li><b>2</b> North Green Beach Bridge Replacement</li> <li><b>3</b> San Onofre Nuclear Generating Station (SONGS) Double Track</li> <li><b>4</b> Corridor Improvements</li> <li><b>5</b> San Onofre to Pulgas Double Track Phase 1</li> <li><b>6</b> Camp Pendleton Station</li> <li><b>7</b> Santa Margarita River Bridge</li> <li><b>8</b> Eastbrook to Shell Double Track</li> <li><b>9</b> SR 76 Middle Segment (Melrose Dr. to S. Mission Rd.)</li> </ul> | <ul style="list-style-type: none"> <li><b>10</b> SR 76 East Segment (S. Mission Rd to I-15)</li> <li><b>11</b> Oceanside Transit Center</li> <li><b>12</b> Coastal Rail Trail: Oceanside</li> <li><b>13</b> Fiber Optic Information Network Gap Closures</li> <li><b>14</b> SPRINTER</li> <li><b>15</b> Inland Rail Trail: Phases 3 and 4</li> <li><b>16</b> Inland Rail Trail: Phases 1 and 2</li> <li><b>17</b> SR 78 Nordahl Rd Interchange and Bridge</li> <li><b>18</b> SR 78/I-5 Express Lanes Connector</li> <li><b>19</b> SR 78 HOV Lanes: I-5 to I-15</li> <li><b>20</b> I-15/SR 78 HOV Connectors</li> </ul> |
|--|--|

<sup>1</sup>Some projects are unable to be mapped. Examples include back office systems, enterprise resourcing systems, regionwide transportation technology, and transit vehicles.

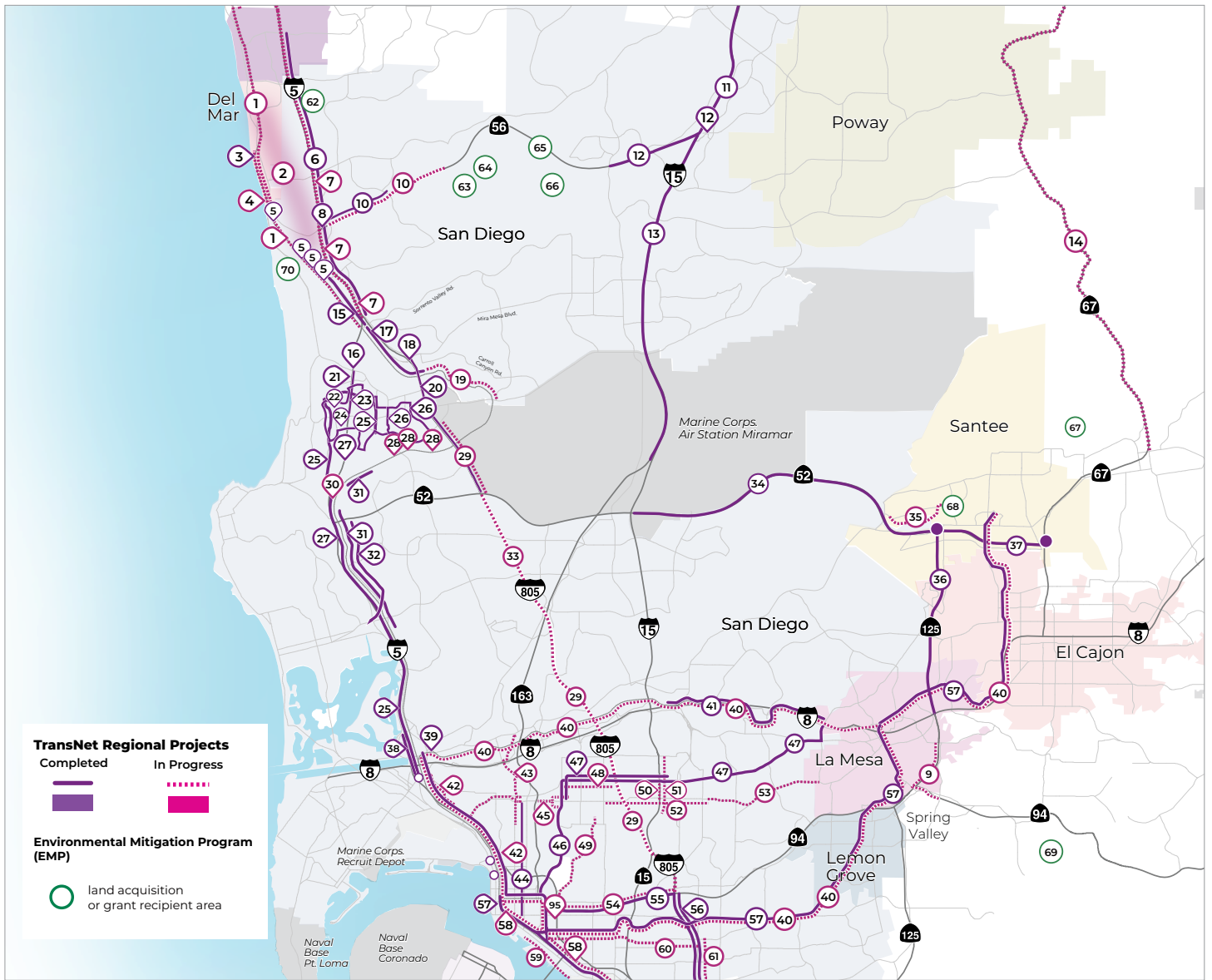
- 21 Carlsbad Village Double Track
- 22 Carlsbad Village Trench
- 23 I-5/I-805 HOV Conversion to Express Lanes
- 24 I-5 HOV: Carlsbad
- 25 I-5 HOV: Manchester Ave to Palomar Airport Rd
- 26 Poinsettia Station Improvements
- 27 Batiquitos Lagoon Double Track
- 28 Batiquitos Lagoon Bike and Trail Project
- 29 Encinitas Double Track
- 30 Coastal Rail Trail: E St to Santa Fe Dr
- 31 Santa Fe Pedestrian Crossing
- 32 Chesterfield Dr Crossing Improvements
- 33 Coastal Rail Trail: Santa Fe Dr to Chesterfield Dr
- 34 LOSSAN: San Elijo Lagoon Double Track
- 35 I-5 HOV: San Elijo Bridge Replacement
- 36 I-5 HOV Extension and Lomas Santa Fe Interchange
- 37 LOSSAN: Del Mar Bluffs Stabilization 1,2,3
- 38 LOSSAN: Del Mar Bluffs–Coastal Connections
- 39 San Diego LOSSAN Rail Realignment
- 40 Los Peñasquitos Lagoon Bridges (4)
- 41 I-5/SR 56 Interchange Replacement
- 42 SR 56 HOV Lanes
- 43 LOSSAN: Sorrento to Miramar Phase 1
- 44 LOSSAN: Sorrento to Miramar Phase 2
- 45 I-15 Rapid: Route 237
- 46 I-15 Express Lanes/FasTrak
- 47 I-15 Rapid: Route 235
- 48 BREEZE Rapid
- 49 I-15 Rapid: Del Lago Station
- 50 I-15 Rapid: Rancho Bernardo Station
- 51 I-15 Rapid: Sabre Springs Station
- 52 SR 67 Improvements
- 53 Foss Lake
- 54 Zweistra
- 55 Jeffries Ranch
- 56 Time Out Holdings/Stacco
- 57 Groves
- 58 Leung/Lowe
- 59 Tabata
- 60 Rincon
- 61 Vessles
- 62 Morrison
- 63 Rancho Lilac
- 64 Hallmark
- 65 San Marcos Creek
- 66 La Costa/Ayoub
- 67 Batiquitos Bluffs
- 68 Sage Hill
- 69 Mendocino
- 70 Cielo del Norte
- 71 Laser
- 72 San Dieguito Lagoon

## TRANSNET REGIONAL PROJECTS<sup>1</sup>

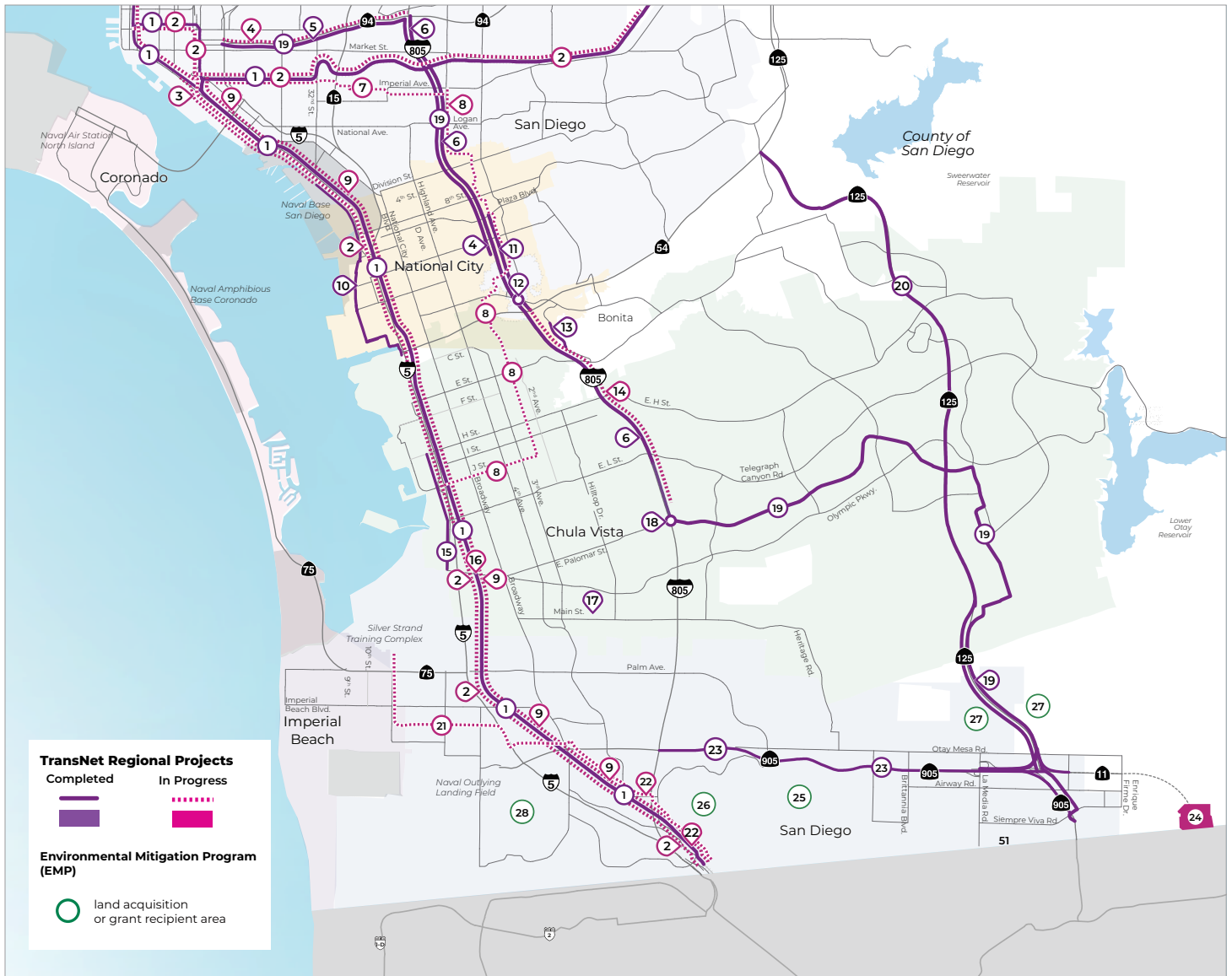
### Central

- 1 LOSSAN: Rail Corridor Preliminary Engineering
- 2 San Diego LOSSAN Rail Realignment
- 3 LOSSAN: Del Mar Bluffs Stabilization 1,2,3
- 4 LOSSAN: Del Mar Coastal Connections
- 5 Los Peñasquitos Lagoon Bridges (4)
- 6 I-5 HOV Extension
- 7 I-5/I-805 HOV Conversion to Express Lanes
- 8 I-5/SR 56 Interchange Replacement
- 9 SR 125/SR 94 Connector
- 10 SR 56 HOV Lanes
- 11 I-15 Express Lanes Middle Segment
- 12 I-15 Rapid Sabre Springs Transit Station
- 13 I-15 Express Lanes South Segment
- 14 SR 67 Improvements
- 15 LOSSAN: Sorrento Valley Double-Track
- 16 I-5/Genesee Interchange and Widening
- 17 LOSSAN: Sorrento to Miramar Phase 1
- 18 I-805 HOV/Carroll Canyon Direct Access Ramp
- 19 LOSSAN: Sorrento to Miramar Phase 2
- 20 I-805 North: 2 HOV Lanes
- 21 I-5/Voigt Dr. Improvements
- 22 UC San Diego Mid-Coast Improvements - Lyman Roundabout
- 23 I-5/Genesee Auxiliary Lane
- 24 UC San Diego Mid-Coast Improvements - Pepper Canyon
- 25 San Diego Trolley: Mid-Coast
- 26 SuperLoop Rapid
- 27 I-5/Gilman Dr Bridge
- 28 Rose Canyon Bridge Replacements
- 29 I-805 North Auxiliary Lanes
- 30 Bridge 257.2 Replacement
- 31 LOSSAN: Elvira to Morena Double Track
- 32 Coastal Rail Trail: Rose Creek Bikeway
- 33 I-805 Transit Priority Lanes (SR 15 to SR 52)
- 34 SR 52: I-15 to Mission Gorge Rd
- 35 San Diego River Trail: Carlton Oaks Segment
- 36 SR 125 Fanita

<sup>1</sup>Some projects are unable to be mapped. Examples include back office systems, enterprise resourcing systems, regionwide transportation technology, and transit vehicles.



- 37** SR 52 East Extension and SR 52/SR 67 Connectors
- 38** LOSSAN: San Diego River Double-Track
- 39** San Diego River Bridge
- 40** OCS Insulator and Catch Cable Replacement
- 41** Palomar St Grade Separation
- 42** Uptown Bikeways: Mission Hills and Old Town Bikeways
- 43** Uptown Bikeways: Washington Street and Mission Valley Bikeways
- 44** Uptown Bikeways: Fourth and Fifth Ave Bikeways
- 45** North Park/Mid-City Bikeways: Eastern Hillcrest Bikeways
- 46** Mid-City Rapid
- 47** North Park/Mid-City Bikeways: Georgia-Meade Bikeway
- 48** North Park/Mid-City Bikeways: Howard Bikeway
- 49** Pershing Dr Bikeway
- 50** I-805/SR 94/SR 15 Transit Connection
- 51** Central Ave Bikeway
- 52** North Park/Mid-City Bikeways: Orange Bikeway
- 53** North Park/Mid-City Bikeways: University Bikeway
- 54** SR 94 Transit Priority Lanes (I-805 to I-5)
- 55** I-805/SR 94 Bus on Shoulder Demonstration Project
- 56** I-805 South HOV
- 57** Trolley Renewal
- 58** Blue Line Signal Improvements
- 59** Bayshore Bikeway: Barrio Logan
- 60** Downtown to Imperial Bikeway
- 61** Bayshore to Imperial Bikeway
- 62** Dean Family Trust
- 63** Pardee Upland Carmel Valley
- 64** Deer Canyon
- 65** Deer Canyon East
- 66** Zamudio
- 67** Lakeside Downs
- 68** Mast Park
- 69** Hidden Valley



**TRANSNET REGIONAL PROJECTS<sup>1</sup>**  
**South**

- |   |   |
|---|---|
| <ul style="list-style-type: none"> <li><b>1</b> Trolley Renewal</li> <li><b>2</b> OCS Insulator and Catch Cable Replacement</li> <li><b>3</b> Bayshore Bikeway: Barrio Logan</li> <li><b>4</b> SR 94 Transit Priority Lanes</li> <li><b>5</b> I-805/SR 94 Bus on Shoulder</li> <li><b>6</b> I-805 HOV South</li> <li><b>7</b> Downtown to Imperial Ave Bikeway</li> <li><b>8</b> Bayshore to Imperial Bikeway</li> <li><b>9</b> Blue Line Improvements</li> <li><b>10</b> Bayshore Bikeway: 32<sup>nd</sup> St to Marina Way</li> <li><b>11</b> I-805 E. Plaza Blvd. Auxiliary Lane</li> <li><b>12</b> I-805/SR 54 Interchange</li> <li><b>13</b> Sweetwater Bikeway: Plaza Bonita</li> <li><b>14</b> I-805 South Soundwalls</li> <li><b>15</b> Bayshore Bikeway: Palomar to H St</li> <li><b>16</b> Palomar St Grade Separation</li> </ul> | <ul style="list-style-type: none"> <li><b>17</b> South Bay Bus Maintenance Facility</li> <li><b>18</b> E. Palomar St Direct Access Ramp and Transit Station</li> <li><b>19</b> South Bay Rapid</li> <li><b>20</b> SR 125 Acquisition</li> <li><b>21</b> Border to Bayshore Bikeway</li> <li><b>22</b> South Line Rail Freight Rail Yard Improvement Project</li> <li><b>23</b> SR 905: I-805 to Siempre Viva Rd</li> <li><b>24</b> Otay Mesa Port of Entry</li> <li><b>25</b> Anderprises</li> <li><b>26</b> Otay Mesa Parcel A</li> <li><b>27</b> Lonestar Ranch</li> <li><b>28</b> Tijuana Wetlands/Tijuana Wetlands Phase 2</li> </ul> |
|---|---|

<sup>1</sup>Some projects are unable to be mapped. Examples include back office systems, enterprise resourcing systems, regionwide transportation technology, and transit vehicles.

# Local Streets and Roads Program

Since 2008, SANDAG has allocated \$1.36 billion in TransNet funding to help jurisdictions complete local projects. These projects are submitted by the cities and included in the Regional Transportation Improvement Program (RTIP) approved by the Board. In FY 2024, several cities used TransNet funding to improve sidewalks, rehabilitate roadways, and add lighting and drainage improvements. Other projects include enhanced streetscapes, traffic signal upgrades, overcrossing replacements, and bike lanes. View details for each jurisdiction in the city-specific sections below.

## LOCAL STREETS AND ROADS PROGRAM ALLOCATIONS BY JURISDICTION<sup>1</sup>

Cumulative Through September 2024

City of Carlsbad	\$50,048,770	City of National City	\$23,318,801
City of Chula Vista City	\$98,704,064	City of Oceanside	\$75,126,347
City of Coronado	\$9,794,918	City of Poway	\$24,679,661
City of Del Mar	\$3,385,407	City of San Diego	\$540,439,153
City of El Cajon	\$40,043,058	City of San Marcos	\$35,956,357
City of Encinitas	\$27,645,699	City of Santee	\$23,664,109
City of Escondido	\$59,679,999	City of Solana Beach	\$7,129,940
City of Imperial Beach	\$11,568,233	City of Vista	\$38,126,414
City of La Mesa	\$25,603,946	County of San Diego	\$253,620,327
City of Lemon Grove	\$11,716,997	<b>Total</b>	<b>\$1,360,252,200</b>

# Local Jurisdictions Grant Programs

Since 2008, SANDAG has awarded \$279.7 million in TransNet grant funding to local jurisdictions, nonprofit organizations, community groups, and transportation partners across the region. TransNet-funded grant programs include more than 240 active transportation, senior mobility, and smart growth projects, and 117 land management grants. In FY 2024, these programs helped create wayfinding signs for people on bikes, manage and recover endangered birds, clean up sensitive riparian habitat, provide rides for older adults and people with disabilities, and more. View details for each jurisdiction in the city-specific sections below.

## TRANSNET GRANT PROGRAMS<sup>2</sup>

Cumulative Through September 2024<sup>3</sup>

TransNet Grant Program	Awarded Grant Revenue
Active Transportation Grant Program (ATGP - Bike/Ped)	\$101,189,740
Local Environmental Mitigation Program (EMP)	\$105,053,939
Senior Mini Grant Program (SMGP)	\$48,056,264
Smart Growth Incentive Program (SGIP)	\$25,385,259
<b>Total</b>	<b>\$279,685,202</b>

<sup>1</sup>Source: SANDAG TransNet Independent Taxpayer Oversight Committee, Item 5, "Quarterly Reporting: Local Street and Road Balances." Att. 2., *TransNet Extension Quarterly Report*, Nov. 23, 2024

<sup>2</sup>Source: SANDAG TransNet Independent Taxpayer Oversight Committee, Item 5, "Quarterly Reporting: Local Street and Road Balances." Att. 6., *TransNet Grant Program Balances As of September 30, 2024*. Nov. 23, 2024

<sup>3</sup>Amounts are unaudited. Total is net of program costs.

# TransNet by Jurisdiction

# City of Carlsbad

Since 2008, Carlsbad has received over \$66 million in TransNet funding for local streets and roads projects, active transportation projects, senior and disabled transportation services, smart growth projects, and local environmental mitigation within the City of Carlsbad.

### TRANSNET IN CARLSBAD

Cumulative Through September 2024

Local Streets and Roads Program <sup>1</sup>	\$50,048,770 <sup>2</sup>
Local Jurisdictions Grants Programs	\$4,841,456
<b>Total</b>	<b>\$66,802,456</b>

## Local Streets and Roads Program

Carlsbad has received over \$50 million in TransNet Local Street Funding as of September 2024. In FY 2024, Carlsbad had 18 projects scheduled for progress or completion.

### TRANSNET LOCAL STREETS AND ROADS PROGRAM IN CARLSBAD FY 2024<sup>3</sup>

In progress or scheduled for completion in FY 2024<sup>4</sup>

Project Name	Project Type	Phase
El Camino Real and Cannon Rd	Multimodal	Open
Pavement Management Program - Overlay	Roadway	Open
Avenida Encinas Coastal Rail Trail and Pedestrian Improvements	Multimodal	Construction
El Camino Real Widening - La Costa to Arenal	Multimodal	Design
El Camino Real Widening - Poinsettia to Camino Vida Roble	Multimodal	Design
ADA Improvements Program	Accessibility ADA	Construction
Carlsbad Blvd and Tamarack Ave Pedestrian Improvements	Multimodal	Design
Terramar Area Complete Street Improvements	Complete Street	Design
Kelly Dr and Park Dr Complete Street Improvements	Complete Street	Design
Coordinated Traffic Signal Program	Traffic Signal	Planning
Carlsbad Village and Barrio Traffic Circles	Safety/Vision Zero	Design
Carlsbad Blvd Pedestrian Roadway Lighting	Lighting	Planning
Street Light Bulb Replacement Program	Lighting	Planning
El Camino Real Widening - Sunny Creek to Jackspar	Multimodal	Design
Melrose and Palomar Airport Improvements	Multimodal	Design
Palomar Airport Rd and College Blvd Improvement	Multimodal	Design
Barrio Lighting Program	Lighting	Design
Valley and Magnolia Complete Streets	Complete Street	Design

<sup>1</sup>Source: SANDAG TransNet Independent Taxpayer Oversight Committee, Item 5, “Quarterly Reporting: Local Street and Road Balances.” Att. 2., *TransNet Extension Quarterly Report*, Nov. 23, 2024

<sup>2</sup>Amount is unaudited. Total is net of program costs.

<sup>3</sup>Source: SANDAG TransNet Independent Taxpayer Oversight Committee, Item 13, “FY 2023 TransNet Local Streets and Roads Program Annual Status Report.” Att. 1., *FY 2023 TransNet Local Streets and Roads Program Summary Tables, Example Survey, and Local Agency Submissions*, Jul. 10, 2024

<sup>4</sup>Phase information was provided by city staff reflecting what was expected for FY 24. Reporting verifying actual phase at the end of FY 2024 will not be available until end of FY 2025.



# Local Jurisdiction Grant Programs

## CARLSBAD TRANSNET GRANTS

Cumulative Through FY 2024

TransNet Grant Program	Award
Active Transportation Grant Program (ATGP - Bike/Ped)	\$2,728,871
Local Environmental Mitigation Program (EMP)	\$1,637,619
Senior Mini Grant Program (SMGP)	\$474,966
<b>Total</b>	<b>\$4,841,456</b>

## CARLSBAD ACTIVE TRANSPORTATION GRANTS

Cumulative Through FY 2024

Project Name	Amount	Timeframe	Status
Installation of Audible and Countdown Pedestrian Signals	\$150,660	2012-2013	Completed
Coastal Rail Trail - Reach 1	\$800,000	2013-2014	Completed
Bike the Village: 100 Racks	\$33,000	2013	Completed
Active Village Campaign	\$271,211	2013-2016	Completed
Carlsbad Comprehensive Active Transportation Strategies (CATS)	\$150,000	2013-2015	Completed
Carlsbad Blvd and Tamarack Ave Pedestrian Improvements	\$270,000	2015-2017	Completed
Carlsbad Blvd and Tamarack Ave Pedestrian Improvements	\$1,054,000	2015-2025	Open
<b>Total</b>	<b>\$2,728,871</b>		

## CARLSBAD LOCAL ENVIRONMENTAL MITIGATION GRANTS

Cumulative Through FY 2024

Project Name	Grantee Name	Amount	Timeframe	Status
North County Dunes 2	The Nature Collective	\$197,799	2017-2022	Completed
Indian Head Canyon/Rancho Carrillo	San Elijo Lagoon Conservancy	\$142,500	2006-2008	Completed
Carlsbad Hydrologic Unit	San Elijo Lagoon Foundation	\$279,950	2009-2011	Completed
Calavera Preserve Planning Area	City of Carlsbad	\$286,667	2009-2014	Completed
Rancho La Costa, TET, Meadowlark	Center for Natural Lands Management	\$55,010	2009-2013	Completed
Carlsbad Hydrologic Unit	San Elijo Lagoon Conservancy	\$194,455	2012-2014	Completed
Acanthomintha	Center for Natural Lands Management	\$41,250	2012-2014	Completed
North County Dunes Restoration	San Elijo Lagoon Conservancy	\$180,144	2013-2016	Completed
Carlsbad Hydrologic Unit 2	San Elijo Lagoon Conservancy	\$100,000	2015-2017	Completed
Quarry Creek Preserve Fencing	San Diego Habitat Conservancy	\$79,966	2023-2024	Completed
San Diego Thornmint Enhancement	San Diego Habitat Conservancy	\$79,876	2023-2024	Open
<b>Total</b>		<b>\$1,637,619</b>		

## CARLSBAD SENIOR MINI GRANTS

Cumulative Through FY 2024

Project Name	Grantee Name	Award Amount	Timeframe	Status
Mobility/Travel Training	North County Transit District (NCTD)	\$200,065	2009-2011	Completed
Mobility/Travel Training	North County Transit District (NCTD)	\$21,984	2014-2016	Completed
Out and About	Redwood Elderlink	\$156,009	2009-2012	Completed
Out and About	Redwood Elderlink	\$96,908	2012-2013	Completed
<b>Total</b>		<b>\$474,966</b>		

# City of Chula Vista

Since 2008, Chula Vista has received over \$109 million in TransNet funding for local streets and roads projects, active transportation projects, senior and disabled transportation services, smart growth projects, and local environmental mitigation within the City of Chula Vista.

## TRANSNET IN CHULA VISTA

Cumulative Through September 2024

Local Streets and Roads Program <sup>1</sup>	\$98,704,064 <sup>2</sup>
Local Jurisdictions Grants Programs	\$10,416,495
<b>Total</b>	<b>\$109,120,559</b>

## Local Streets and Roads Program

Chula Vista has received over \$98 million in TransNet Local Street Funding as of September 2024. In FY 2024, Chula Vista had five projects scheduled for progress or completion.

## TRANSNET LOCAL STREETS AND ROADS PROGRAM IN CHULA VISTA FY 2024<sup>3</sup>

In progress or scheduled for completion in FY 2024<sup>4</sup>

Project Name	Project Type	Phase
RMRA Pavement Rehabilitation FY 2019-2020 and FY 2020-2021	Roadway	Closeout
Pavement Maintenance Program	Roadway	Construction
Ladder Crosswalks at all Controlled Intersections Program	Multimodal	Construction
Installation of Lead Pedestrian Interval Traffic Signals	Multimodal	Construction
Alpine Ave between Emerson St and Naples St	Multimodal	Design

## Local Jurisdiction Grant Programs

### CHULA VISTA TRANSNET GRANTS

Cumulative Through FY 2024

TransNet Grant Program	Award
Active Transportation Grant Program (ATGP - Bike/Ped)	\$1,407,200
Local Environmental Mitigation Program (EMP)	\$2,221,092
Senior Mini Grant Program (SMGP)	\$160,000
Smart Growth Incentive Program (SGIP)	\$6,628,203
<b>Total</b>	<b>\$10,416,495</b>

<sup>1</sup>Source: SANDAG TransNet Independent Taxpayer Oversight Committee, Item 5, "Quarterly Reporting: Local Street and Road Balances." Att. 2., *TransNet Extension Quarterly Report*, Nov. 23, 2024

<sup>2</sup>Amount is unaudited. Total is net of program costs.

<sup>3</sup>Source: SANDAG TransNet Independent Taxpayer Oversight Committee, Item 13, "FY 2023 TransNet Local Streets and Roads Program Annual Status Report." Att. 1., *FY 2023 TransNet Local Streets and Roads Program Summary Tables, Example Survey, and Local Agency Submissions*, Jul. 10, 2024

<sup>4</sup>Phase information was provided by city staff reflecting what was expected for FY 24. Reporting verifying actual phase at the end of FY 2024 will not be available until end of FY 2025.

## CHULA VISTA ACTIVE TRANSPORTATION GRANTS

Cumulative Through FY 2024

Project Name	Amount	Timeframe	Status
Sidewalk Safety Program - I St Sidewalk Improvements	\$116,220	2010-2011	Completed
Chula Vista Bikeway Master Plan Update	\$150,000	2009-2011	Completed
Main St Streetscape Master Plan	\$299,981	2013-2015	Completed
Walk and Bike Education Awareness Encouragement Campaign	\$100,000	2015-2017	Completed
Multi-Modal Pedestrian/Bikeway Master Plan	\$250,000	2017-2020	Completed
F St Promenade Streetscape Master Plan	\$491,000	2015-2018	Completed
<b>Total</b>	<b>\$1,407,200</b>		

## CHULA VISTA LOCAL ENVIRONMENTAL MITIGATION GRANTS

Cumulative Through FY 2024

Project Name	Grantee Name	Amount	Timeframe	Status
D St	Port of San Diego	\$75,400	2018-2020	Completed
Lower Otay Reservoir	City of San Diego	\$24,3142	2019-2024	Completed
Rice Canyon Invasive Removal	City of Chula Vista	\$38,500	2018-2021	Completed
Cactus Wren Restoration	City of Chula Vista	\$373,408	2009-2014	Completed
Proctor Valley Rd ORV Barrier	California Wildlife Foundation	\$393,043	2009-2011	Completed
Chula Vista Tarplant	City of Chula Vista	\$268,428	2011-2014	Completed
Salt Creek Canyon	City of Chula Vista	\$182,282	2012-2015	Completed
Cactus Wren	Otay Water District	\$88,840	2013-2016	Completed
SD Bay NWR: California least tern and Western snowy plover Recovery at D St Nesting Site	U.S. Fish and Wildlife Service	\$111,591	2013-2015	Completed
Otay River Valley Cactus Wren	County of San Diego	\$66,840	2015-2018	Completed
Otay River Valley and Salt Creek Cactus Wren 3	City of Chula Vista	\$189,836	2015-2018	Completed
Quino Habitat Restoration	County of San Diego-Department of Parks and Recreation	\$44,000	2017-2019	Completed
Salt Creek Cactus Wren	City of Chula Vista	\$49,972	2017-2018	Completed
Pallid Bat	Living Coast Discovery Center	\$15,810	2017	Completed
Endangered Avian Nesting Site Stewardship at D St Fill	Port of San Diego	\$80,000	2023-2024	Open
<b>Total</b>		<b>\$2,221,092</b>		

## CHULA VISTA SENIOR MINI GRANTS

Cumulative Through FY 2024

Project Name	Grantee Name	Award Amount	Timeframe	Status
Volunteer Driver Program	Renewing Life	\$160,000	2017-2019	Completed
<b>Total</b>		<b>\$160,000</b>		

## CHULA VISTA SMART GROWTH INCENTIVE GRANTS

Cumulative Through FY 2024

Project Name	Amount	Timeframe	Status
Industrial Blvd Bike Lane and Pedestrian Improvements	\$283,900	2010-2012	Completed
Third Ave Streetscape Implementation Project Phase 1	\$2,000,000	2010-2013	Completed
Palomar Gateway District Specific Plan and EIR	\$399,632	2010-2013	Completed
Third Ave Streetscape Implementation Project Phase 2	\$1,344,671	2014-2016	Completed
Healthy Communities Program	\$100,000	2014-2016	Completed
Third Ave Streetscape Improvement Project Phase 3	\$2,500,000	2019-2020	Completed
<b>Total</b>	<b>\$6,628,203</b>		

# City of Coronado

Since 2008, Coronado has received over \$10 million in TransNet funding for local streets and roads projects, active transportation projects and senior and disabled transportation services within the City of Coronado.

## TRANSNET IN CORONADO

Cumulative Through September 2024

Local Streets and Roads Program <sup>1</sup>	\$9,794,918 <sup>2</sup>
Local Jurisdictions Grants Programs	\$253,000
<b>Total</b>	<b>\$10,047,918</b>

## Local Streets and Roads Program

Coronado has received over \$9.7 million in TransNet Local Street Funding as of September 2024. In FY 2024, Coronado had five projects scheduled for progress or completion.

## TRANSNET LOCAL STREETS AND ROADS PROGRAM IN CORONADO FY 2024<sup>3</sup>

In progress or scheduled for completion in FY 2024<sup>4</sup>

Project Name	Project Type	Phase
FY 2024 Slurry Seal	Roadway	Design
FY 2022 Street, Curb, and Gutter	Roadway	Construction
Cays Saewall Stabilization and Repairs	Roadway	Design
Shores Medians	Roadway	Design
Five Points Drainage Project	Other	Design

## Local Jurisdiction Grant Programs

## CORONADO TRANSNET GRANTS

Cumulative Through FY 2024

TransNet Grant Program	Award
Active Transportation Grant Program (ATGP - Bike/Ped)	\$165,000
Senior Mini Grant Program (SMGP)	\$88,000
<b>Total</b>	<b>\$253,000</b>

<sup>1</sup>Source: SANDAG TransNet Independent Taxpayer Oversight Committee, Item 5, “Quarterly Reporting: Local Street and Road Balances.” Att. 2., *TransNet Extension Quarterly Report*, Nov. 23, 2024

<sup>2</sup>Amount is unaudited. Total is net of program costs.

<sup>3</sup>Source: SANDAG TransNet Independent Taxpayer Oversight Committee, Item 13, “FY 2023 TransNet Local Streets and Roads Program Annual Status Report.” Att. 1., *FY 2023 TransNet Local Streets and Roads Program Summary Tables, Example Survey, and Local Agency Submissions*, Jul. 10, 2024

<sup>4</sup>Phase information was provided by city staff reflecting what was expected for FY 24. Reporting verifying actual phase at the end of FY 2024 will not be available until end of FY 2025.

### CORONADO ACTIVE TRANSPORTATION GRANTS

Cumulative Through FY 2024

Project Name	Amount	Timeframe	Status
Coronado Bicycle Master Plan	\$75,000	2010-2011	Completed
Coronado Comprehensive Active Transportation Strategy	\$90,000	2015-2018	Completed
<b>Total</b>	<b>\$165,000</b>		

### CORONADO SENIOR MINI GRANTS

Cumulative Through FY 2024

Project Name	Grantee Name	Award Amount	Timeframe	Status
Coronado Seniors Out and About	City of California	\$88,000	2016-2020	Completed
<b>Total</b>		<b>\$88,000</b>		

# City of Del Mar

Since 2008, Del Mar has received over \$7.4 million in TransNet funding for local streets and roads projects, active transportation projects, and senior and disabled transportation services within the City of Del Mar

## TRANSNET IN DEL MAR

Cumulative Through September 2024

Local Streets and Roads Program	\$3,385,407
Local Jurisdictions Grants Programs	\$4,036,870
<b>Total</b>	<b>\$ 7,422,277</b>

## Local Streets and Roads Program

Del Mar has received over \$3.3 million in TransNet Local Street Funding as of September 2024. In FY 2024, Del Mar had two projects scheduled for progress or completion.

## TRANSNET LOCAL STREETS AND ROADS PROGRAM IN DEL MAR FY 2024

In progress or scheduled for completion in FY 2024

Project Name	Project Type	Phase
Annual Street Maintenance	Roadway	Construction
Sidewalk, Street, and Drainage	Roadway	Construction

## Local Jurisdiction Grant Programs

### DEL MAR TRANSNET GRANTS

Cumulative Through FY 2024

TransNet Grant Program	Award
Active Transportation Grant Program (ATGP - Bike/Ped)	\$847,000
Local Environmental Mitigation Program (EMP)	\$152,989
Senior Mini Grant Program (SMGP)	\$3,036,881
<b>Total</b>	<b>\$4,036,870</b>

<sup>1</sup>Source: SANDAG TransNet Independent Taxpayer Oversight Committee, Item 5, “Quarterly Reporting: Local Street and Road Balances.” Att. 2., *TransNet Extension Quarterly Report*, Nov. 23, 2024

<sup>2</sup>Amount is unaudited. Total is net of program costs.

<sup>3</sup>Source: SANDAG TransNet Independent Taxpayer Oversight Committee, Item 13, “FY 2023 TransNet Local Streets and Roads Program Annual Status Report.” Att. 1., *FY 2023 TransNet Local Streets and Roads Program Summary Tables, Example Survey, and Local Agency Submissions*, Jul. 10, 2024

<sup>4</sup>Phase information was provided by city staff reflecting what was expected for FY 24. Reporting verifying actual phase at the end of FY 2024 will not be available until end of FY 2025.



### DEL MAR ACTIVE TRANSPORTATION GRANTS

Cumulative Through FY 2024

Project Name	Amount	Timeframe	Status
Bike Parking Facilities	\$25,000	2013-2014	Completed
Civic Center Bike Locker Project	\$10,000	2018-2019	Completed
Pedestrian and Bicycle Facilities along Camino Del Mar, Jimmy Durante, and Via del al Valle	\$812,000	2015-2017	Completed
<b>Total</b>	<b>\$847,000</b>		

### DEL MAR LOCAL ENVIRONMENTAL MITIGATION GRANTS

Cumulative Through FY 2024

Project Name	Grantee Name	Amount	Timeframe	Status
Rare Plants 2	Chaparral Lands Conservancy	\$79,998	2019-2022	Completed
Crest Canyon	City of San Diego	\$23,000	2007-2009	Completed
Crest Canyon Veldt Grass	Chaparral Lands Conservancy	\$ 49,991	2017-2019	Completed
<b>Total</b>		<b>\$152,989</b>		

### DEL MAR SENIOR MINI GRANTS

Cumulative Through FY 2024

Project Name	Grantee Name	Award Amount	Timeframe	Status
Mobility/Travel Training	North County Transit District (NCTD)	\$20,0065	2009-2011	Completed
Mobility/Travel Training	North County Transit District (NCTD)	\$21,984	2014-2016	Completed
Northern San Diego Rides & Smiles	Jewish Family Service	\$306,072	2013-2015	Completed
On the Go Northern San Diego	Jewish Family Service	\$298,179	2015-2017	Completed
On the Go Northern San Diego	Jewish Family Service	\$321,617	2017-2019	Completed
On the Go Northern San Diego	Jewish Family Service	\$334,828	2020-2022	Completed
On the Go Northern San Diego	Jewish Family Service	\$379,280	2022-2024	Completed
On the Go Program	Jewish Family Service	\$1,174,856	2023-2025	Open
<b>Total</b>		<b>\$3,036,881</b>		

# City of El Cajon

Since 2008, El Cajon has received over \$55.3 million in TransNet funding for local streets and roads projects, active transportation projects, senior and disabled transportation services, and smart growth projects within the City of El Cajon.

### TRANSNET IN EL CAJON

Cumulative Through September 2024

Local Streets and Roads Program <sup>1</sup>	\$43,597,000 <sup>2</sup>
Local Jurisdictions Grants Programs	\$11,711,929
<b>Total</b>	<b>\$55,308,929</b>

## Local Streets and Roads Program

El Cajon has received over \$43.5 million in TransNet Local Street Funding as of September 2024. In FY 2024, El Cajon had two projects scheduled for progress or completion.

### TRANSNET LOCAL STREETS AND ROADS PROGRAM IN EL CAJON FY 2024<sup>3</sup>

In progress or scheduled for completion in FY 2024<sup>4</sup>

Project Name	Project Type	Phase
Overlay 2023	Roadway	Design
Slurry 2023	Roadway	Design

## Local Jurisdiction Grant Programs

### EL CAJON TRANSNET GRANTS

Cumulative Through FY 2024

TransNet Grant Program	Award
Active Transportation Grant Program (ATGP - Bike/Ped)	\$267,000
Senior Mini Grant Program (SMGP)	\$5,894,929
Smart Growth Incentive Program (SGIP)	\$5,550,000
<b>Total</b>	<b>\$11,711,929</b>

### EL CAJON ACTIVE TRANSPORTATION GRANTS

Cumulative Through FY 2024

Project Name	Amount	Timeframe	Status
Be Safe, El Cajon	\$10,000	2015-2016	Completed
Bike Parking Enhancements	\$50,000	2019-2021	Completed
Active Transportation Plan	\$207,000	2019-2021	Completed
<b>Total</b>	<b>\$267,000</b>		

<sup>1</sup>Source: SANDAG TransNet Independent Taxpayer Oversight Committee, Item 5, “Quarterly Reporting: Local Street and Road Balances.” Att. 2., *TransNet Extension Quarterly Report*, Nov. 23, 2024

<sup>2</sup>Amount is unaudited. Total is net of program costs.

<sup>3</sup>Source: SANDAG TransNet Independent Taxpayer Oversight Committee, Item 13, “FY 2023 TransNet Local Streets and Roads Program Annual Status Report.” Att. 1., *FY 2023 TransNet Local Streets and Roads Program Summary Tables, Example Survey, and Local Agency Submissions*, Jul. 10, 2024

<sup>4</sup>Phase information was provided by city staff reflecting what was expected for FY 24. Reporting verifying actual phase at the end of FY 2024 will not be available until end of FY 2025.

### EL CAJON SENIOR MINI GRANTS<sup>1</sup>

Cumulative Through FY 2024

Project Name	Grantee Name	Award Amount	Timeframe	Status
All Congregations Together	ComLink Transportation	\$520,733	2009-2011	Completed
Rides4Neighbors	City of La Mesa	\$240,000	2009-2012	Completed
Rides4Neighbors	City of La Mesa	\$290,300	2012-2014	Completed
Rides4Neighbors	City of La Mesa	\$353,422	2014-2016	Completed
Rides4Neighbors	City of La Mesa	\$400,000	2016-2019	Completed
Rides4Neighbors	City of La Mesa	\$153,888	2018-2020	Completed
Rides4Neighbors	City of La Mesa	\$288,550	2019-2022	Completed
Seniors A Go Go	Elderhelp of San Diego	\$345,937	2009-2011	Completed
Seniors A Go Go	Elderhelp of San Diego	\$196,216	2012-2014	Completed
Seniors A Go Go	Elderhelp of San Diego	\$190,015	2014-2016	Completed
Seniors A Go Go	Elderhelp of San Diego	\$181,183	2016-2018	Completed
Seniors A Go Go	Elderhelp of San Diego	\$249,558	2021-2023	Completed
Seniors A Go Go	Elderhelp of San Diego	\$282,593	2023-2025	Open
On the Go Eastern San Diego	Jewish Family Service	\$312,034	2018-2020	Completed
On the Go Eastern San Diego	Jewish Family Service	\$336,364	2020-2022	Completed
On the Go Eastern San Diego	Jewish Family Service	\$379,280	2022-2024	Open
On the Go Program	Jewish Family Service	\$1,174,856	2023-2025	Open
<b>Total</b>		<b>\$5,894,929</b>		

### EL CAJON SMART GROWTH INCENTIVE GRANTS

Cumulative Through FY 2024

Project Name	Amount	Timeframe	Status
El Cajon Transit Center Transit-Supportive Land Use and Mobility Plan	\$400,000	2015-2017	Completed
CAP Environmental and Benefit Cost Analysis	\$150,000	2018-2019	Completed
El Cajon Transit Center Community Connection Improvements	\$2,500,000	2019-2024	Open
Main St - Green St Gateway	\$2,500,000	2019-2024	Open
<b>Total</b>	<b>\$5,550,000</b>		

# City of Encinitas

Since 2008, Encinitas has received over \$31.7 million in TransNet funding for local streets and roads projects and senior and disabled transportation services within the City of Encinitas.

## TRANSNET IN ENCINITAS

Cumulative Through September 2024

Local Streets and Roads Program <sup>1</sup>	\$27,645,699 <sup>2</sup>
Local Jurisdictions Grants Programs	\$4,070,015
<b>Total</b>	<b>\$31,715,714</b>

## Local Streets and Roads Program

Encinitas has received over \$27.6 million in TransNet Local Street Funding as of September 2024. In FY 2024, Encinitas had two projects scheduled for progress or completion.

## TRANSNET LOCAL STREETS AND ROADS PROGRAM IN ENCINITAS FY 2024<sup>3</sup>

In progress or scheduled for completion in FY 2024<sup>4</sup>

Project Name	Project Type	Phase
Street Overlay Program - FY 2023 Annual Street Overlay Project	Roadway	<b>Construction</b>
Street Overlay Program - FY 2024 Annual Street Overlay Project	Roadway	<b>Design</b>

## Local Jurisdiction Grant Programs

## ENCINITAS TRANSNET GRANTS

Cumulative Through FY 2024

TransNet Grant Program	Award
Local Environmental Mitigation Program (EMP)	\$1,189,795
Senior Mini Grant Program (SMGP)	\$2,880,220
<b>Total</b>	<b>\$4,070,015</b>

<sup>1</sup>Source: SANDAG TransNet Independent Taxpayer Oversight Committee, Item 5, "Quarterly Reporting: Local Street and Road Balances." Att. 2., *TransNet Extension Quarterly Report*, Nov. 23, 2024

<sup>2</sup>Amount is unaudited. Total is net of program costs.

<sup>3</sup>Source: SANDAG TransNet Independent Taxpayer Oversight Committee, Item 13, "FY 2023 TransNet Local Streets and Roads Program Annual Status Report." Att. 1., *FY 2023 TransNet Local Streets and Roads Program Summary Tables, Example Survey, and Local Agency Submissions*, Jul. 10, 2024

<sup>4</sup>Phase information was provided by city staff reflecting what was expected for FY 24. Reporting verifying actual phase at the end of FY 2024 will not be available until end of FY 2025.

## ENCINITAS LOCAL ENVIRONMENTAL MITIGATION GRANTS

Cumulative Through FY 2024

Project Name	Grantee Name	Amount	Timeframe	Status
North County Dunes 2	The Nature Collective	\$197,799	2017-2022	Completed
Indian Head Canyon/ Rancho Carrillo	San Elijo Lagoon Conservancy	\$142,500	2006-2008	Completed
Carlsbad Hydrologic Unit	San Elijo Lagoon Foundation	\$279,950	2009-2011	Completed
North County Dunes Restoration (Coastal Species)	San Elijo Lagoon Conservancy	\$180,144	2013-2016	Completed
ACT Enhancement and Restoration	Nature Collective	\$80,000	2023-2024	Completed
Veldt Grass 2	Nature Collective	\$76,655	2018-2021	Completed
Manchester Mitigation Bank	City of Encinitas/CNLM	\$52,744	2006-2007	Completed
Veldt Grass Removal	San Elijo Lagoon Conservancy	\$49,003	2017-2019	Completed
Rare Dune Plant Restoration	Nature Collective	\$131,000	2023-2026	Open
<b>Total</b>		<b>\$1,189,795</b>		

## ENCINITAS SENIOR MINI GRANTS

Cumulative Through FY 2024

Project Name	Grantee Name	Award Amount	Timeframe	Status
Senior Transportation Program	Alpha Project	\$587,418	2009-2012	Completed
Alpha Project Senior Transportation	Alpha Project	\$195,000	2014-2015	Completed
Mobility/Travel Training	North County Transit District (NCTD)	\$200,065	2009-2011	Completed
Mobility/Travel Training	North County Transit District (NCTD)	\$21,984	2014-2016	Completed
On the Go Northern San Diego	Jewish Family Service	\$321,617	2017-2019	Completed
On the Go Northern San Diego	Jewish Family Service	\$379,280	2022-2024	Completed
On the Go Program	Jewish Family Service	\$1,174,856	2023-2025	Open
<b>Total</b>		<b>\$2,880,220</b>		

# City of Escondido

Since 2008, Escondido has received over \$68.7 million in TransNet funding for local streets and roads projects, active transportation projects, senior and disabled transportation services, and smart growth projects within the City of Escondido.

### TRANSNET IN ESCONDIDO

Cumulative Through September 2024

Local Streets and Roads Program <sup>1</sup>	\$59,679,999 <sup>2</sup>
Local Jurisdictions Grants Programs	\$9,112,256
<b>Total</b>	<b>\$68,792,255</b>

## Local Streets and Roads Program

Escondido has received over \$59.6 million in TransNet Local Street Funding as of September 2024. In FY 2024, Escondido had two projects scheduled for progress or completion.

### TRANSNET LOCAL STREETS AND ROADS PROGRAM IN ESCONDIDO FY 2024<sup>3</sup>

In progress or scheduled for completion in FY 2024<sup>4</sup>

Project Name	Project Type	Phase
Citracado Parkway Improvements Project	Active Transportation Facilities	<b>Construction</b>
Phase 2 Grand Ave Complete Streets Improvement Project	Complete Street	<b>Design</b>
South Escondido Access Improvements	Other	<b>Design</b>

## Local Jurisdiction Grant Programs

### ESCONDIDO TRANSNET GRANTS

Cumulative Through FY 2024

TransNet Grant Program	Award
Active Transportation Grant Program (ATGP - Bike/Ped)	\$3,481,235
Local Environmental Mitigation Grants	\$2,267,894
Senior Mini Grant Program (SMGP)	\$2,888,161
Smart Growth Incentive Program (SGIP)	\$474,966
<b>Total</b>	<b>\$9,112,256</b>

<sup>1</sup>Source: SANDAG TransNet Independent Taxpayer Oversight Committee, Item 5, “Quarterly Reporting: Local Street and Road Balances.” Att. 2., *TransNet Extension Quarterly Report*, Nov. 23, 2024

<sup>2</sup>Amount is unaudited. Total is net of program costs.

<sup>3</sup>Source: SANDAG TransNet Independent Taxpayer Oversight Committee, Item 13, “FY 2023 TransNet Local Streets and Roads Program Annual Status Report.” Att. 1., *FY 2023 TransNet Local Streets and Roads Program Summary Tables, Example Survey, and Local Agency Submissions*, Jul. 10, 2024

<sup>4</sup>Phase information was provided by city staff reflecting what was expected for FY 24. Reporting verifying actual phase at the end of FY 2024 will not be available until end of FY 2025.

## ESCONDIDO ACTIVE TRANSPORTATION GRANTS

Cumulative Through FY 2024

Project Name	Amount	Timeframe	Status
Ash St Undercrossing	\$457,357	2011-2012	Completed
Downtown Escondido Bike Racks	\$14,378	2011	Completed
Escondido Bike Path Lighting and Restriping	\$157,500	2011-2013	Completed
West Bernardo Bike Path and Cantilever (via San Dieguito River Park Joint Powers Authority)	\$1,425,000	2009-2011	Completed
Escondido Creek Trail Signalized Bike/Pedestrian Crossing at El Norte Parkway Project	\$335,000	2015-2019	Completed
Escondido Creek Bikeway Missing Link	\$1,092,000	2015-2019	Completed
<b>Total</b>	<b>\$3,481,235</b>		

## ESCONDIDO LOCAL ENVIRONMENTAL MITIGATION GRANTS

Cumulative Through FY 2024

Project Name	Grantee Name	Amount	Timeframe	Status
San Pasqual Cactus Wren	City of San Diego	\$200,000	2019-2024	Completed
Stinknet Removal	San Diego Zoo Global	\$132,025	2018-2023	Completed
Elfin Forest	The Escondido Creek Conservancy	\$79,853	2018-2020	Completed
Lake Hodges, Bernardo Mountain	San Dieguito River Park JPA	\$50,000	2006-2008	Completed
Invasive Control	Mission Resource Conservation District	\$354,300	2009-2013	Completed
Cactus Wren Restoration	Zoological Society of San Diego and City of San Diego Water Department	\$325,290	2010-2013	Completed
Perennial Pepperweed Removal	San Dieguito River Valley Conservancy	\$267,350	2009-2012	Completed
San Pasqual Valley	Zoological Society of San Diego	\$269,339	2012-2013	Completed
Cactus Wren 2015	Zoological Society	\$230,721	2015-2018	Completed
Bernardo Bay Cactus Wren	City of San Diego- Public Utilities Department	\$50,000	2017-2018	Completed
Safari Park Biodiversity Reserve (SPBDR) Stinknet Removal II	Zoological Society of San Diego d/b/a San Diego Zoo Wildlife Alliance	\$226,302	2023-2027	Open
West Bernardo Mountain HMA Enhancement and Restoration	San Dieguito River Park JPA	\$82,714	2023-2028	Open
<b>Total</b>		<b>\$2,267,894</b>		

### ESCONDIDO SENIOR MINI GRANTS

Cumulative Through FY 2024

Project Name	Grantee Name	Award Amount	Timeframe	Status
Mobility/Travel Training	North County Transit District (NCTD)	\$200,065	2009-2011	Completed
Mobility/Travel Training	North County Transit District (NCTD)	\$21,984	2014-2016	Completed
Out and About	Redwood Elderlink	\$156,009	2009-2012	Completed
Out and About	Redwood Elderlink	\$96,908	2012-2013	Completed
<b>Total</b>		<b>\$474,966</b>		

### ESCONDIDO SMART GROWTH INCENTIVE GRANTS

Cumulative Through FY 2024

Project Name	Amount	Timeframe	Status
Escondido Transit Center Active Transportation Connections	\$1,270,000	2015-2019	Completed
Grand Ave Complete Streets Improvement Project, Phase I	\$1,443,161	2019-2022	Completed
Escondido General Plan Amendments and Environmental Review	\$175,000	2022-2024	Open
<b>Total</b>	<b>\$2,888,161</b>		



# City of Imperial Beach

Since 2008, Imperial Beach has received over \$16 million in TransNet funding for local streets and roads projects, active transportation projects, senior and disabled transportation services, and smart growth projects within the City of Imperial Beach.

## TRANSNET IN IMPERIAL BEACH

Cumulative Through September 2024

Local Streets and Roads Program <sup>1</sup>	\$11,568,233 <sup>2</sup>
Local Jurisdictions Grants Programs	\$4,506,237
<b>Total</b>	<b>\$16,074,470</b>

## Local Streets and Roads Program

Imperial Beach has received over \$11.5 million in TransNet Local Street Funding as of September 2024. In FY 2024, Imperial Beach had 3 projects scheduled for progress or completion.

## TRANSNET LOCAL STREETS AND ROADS PROGRAM IN IMPERIAL BEACH FY 2024<sup>3</sup>

In progress or scheduled for completion in FY 2024<sup>4</sup>

Project Name	Project Type	Phase
SR 75 Signal Interconnection	Transit Supportive Infrastructure	Construction
9 <sup>th</sup> St Active Transportation	Complete Street	Construction
10 <sup>th</sup> Streetscape Enhancement	Accessibility ADA	Construction

## Local Jurisdiction Grant Programs

### IMPERIAL BEACH TRANSNET GRANTS

Cumulative Through FY 2024

TransNet Grant Program	Award
Active Transportation Grant Program (ATGP - Bike/Ped)	\$3,350,000
Local Environmental Mitigation Grants	\$196,237
Senior Mini Grant Program (SMGP)	\$160,000
Smart Growth Incentive Program (SGIP)	\$800,000
<b>Total</b>	<b>\$4,506,237</b>

<sup>1</sup>Source: SANDAG TransNet Independent Taxpayer Oversight Committee, Item 5, "Quarterly Reporting: Local Street and Road Balances." Att. 2., *TransNet Extension Quarterly Report*, Nov. 23, 2024

<sup>2</sup>Amount is unaudited. Total is net of program costs.

<sup>3</sup>Source: SANDAG TransNet Independent Taxpayer Oversight Committee, Item 13, "FY 2023 TransNet Local Streets and Roads Program Annual Status Report." Att. 1., *FY 2023 TransNet Local Streets and Roads Program Summary Tables, Example Survey, and Local Agency Submissions*, Jul. 10, 2024

<sup>4</sup>Phase information was provided by city staff reflecting what was expected for FY 24. Reporting verifying actual phase at the end of FY 2024 will not be available until end of FY 2025.

### IMPERIAL BEACH ACTIVE TRANSPORTATION GRANTS

Cumulative Through FY 2024

Project Name	Amount	Timeframe	Status
Eco-Bikeway 7 <sup>th</sup> and Seacoast	\$1,500,000	2012-2014	Completed
IB Biking Education, Encouragement, and Awareness	\$50,000	2019-2020	Completed
Bikeway Village Bayshore Bikeway Access Enhancement	\$1,800,000	2015-2016	Completed
<b>Total</b>	<b>\$3,350,000</b>		

### IMPERIAL BEACH LOCAL ENVIRONMENTAL MITIGATION GRANTS

Cumulative Through FY 2024

Project Name	Grantee Name	Amount	Timeframe	Status
Tijuana River Valley Invasive Plant Removal	Southwest Wetlands Interpretive Association	\$149,437	2009-2010	Completed
Tijuana River Valley	Southwest Wetlands Interpretive Association	\$46,800	2012-2012	Completed
<b>Total</b>		<b>\$196,237</b>		

### IMPERIAL BEACH SENIOR MINI GRANTS

Cumulative Through FY 2024

Project Name	Grantee Name	Award Amount	Timeframe	Status
Volunteer Driver Program	Renewing Life	\$160,000	2017-2019	Completed
<b>Total</b>		<b>\$160,000</b>		

### IMPERIAL BEACH SMART GROWTH INCENTIVE GRANTS

Cumulative Through FY 2024

Project Name	Amount	Timeframe	Status
Palm Ave Mixed-Use Commercial Corridor Master Plan	\$400,000	2014-2016	Completed
Palm Ave Mixed Use and Commercial Corridor Plan West End Sector	\$400,000	2016-2018	Completed
<b>Total</b>	<b>\$800,000</b>		

# City of La Mesa

Since 2008, La Mesa has received over \$31 million in TransNet funding for local streets and roads projects, active transportation projects, senior and disabled transportation services, and smart growth projects within the City of La Mesa.

### TRANSNET IN LA MESA

Cumulative Through September 2024

Local Streets and Roads Program <sup>1</sup>	\$25,603,946 <sup>2</sup>
Local Jurisdictions Grants Programs	\$5,410,869
<b>Total</b>	<b>\$31,014,815</b>

## Local Streets and Roads Program

La Mesa has received over \$25.6 million in TransNet Local Street Funding as of September 2024. In FY 2024, La Mesa had nine projects scheduled for progress or completion.

### TRANSNET LOCAL STREETS AND ROADS PROGRAM IN LA MESA FY 2024<sup>3</sup>

In progress or scheduled for completion in FY 2024<sup>4</sup>

Project Name	Project Type	Phase
Annual Street Zone Maintenance	Roadway	<b>Planning</b>
Annual Street Zone Maintenance	Roadway	<b>Planning</b>
Traffic Signal Upgrades – 23-01 Hawk at Jessie/El Cajon	Active Transportation Facilities	<b>Planning</b>
Traffic Calming and Active Transportation – Phases 1, 2, 3	Active Transportation Facilities	<b>Planning</b>
Street Reconstruction – FY 2024 Repaving, FY 2024 Slurry	Roadway	<b>Planning</b>
Regional Arterial Management System (RAMS)	Transit Supportive Infrastructure	<b>Planning</b>
La Mesa Bike and Sidewalk Connections – Resolution 2023-112	Active Transportation Facilities	<b>Planning</b>
Grossmont Center Dr Bridge Widening and Rehabilitation	Transit Supportive Infrastructure	<b>Planning</b>
La Mesa Blvd Complete Streets	Complete Street	<b>Planning</b>

<sup>1</sup>Source: SANDAG TransNet Independent Taxpayer Oversight Committee, Item 5, “Quarterly Reporting: Local Street and Road Balances.” Att. 2., *TransNet Extension Quarterly Report*, Nov. 23, 2024

<sup>2</sup>Amount is unaudited. Total is net of program costs.

<sup>3</sup>Source: SANDAG TransNet Independent Taxpayer Oversight Committee, Item 13, “FY 2023 TransNet Local Streets and Roads Program Annual Status Report.” Att. 1., *FY 2023 TransNet Local Streets and Roads Program Summary Tables, Example Survey, and Local Agency Submissions*, Jul. 10, 2024

<sup>4</sup>Phase information was provided by city staff reflecting what was expected for FY 24. Reporting verifying actual phase at the end of FY 2024 will not be available until end of FY 2025.

# Local Jurisdiction Grant Programs

## LA MESA TRANSNET GRANTS

Cumulative Through FY 2024

TransNet Grant Program	Award
Active Transportation Grant Program (ATGP - Bike/Ped)	\$1,149,000
Senior Mini Grant Program (SMGP)	\$1,099,565
Smart Growth Incentive Program (SGIP)	\$3,162,304
<b>Total</b>	<b>\$5,410,869</b>

## LA MESA ACTIVE TRANSPORTATION GRANTS

Cumulative Through FY 2024

Project Name	Amount	Timeframe	Status
La Mesa Bicycle Facilities Master Plan	\$75,000	2010-2012	Completed
La Mesa/El Cajon Blvds Intersection Improvements and Pedestrian Infrastructure	\$361,000	2010-2011	Completed
Spring St Trolley Station Pedestrian Access Improvements	\$88,000	2010-2011	Completed
Massachusetts Ave and Blackton Dr - Pedestrian and Bike	\$123,000	2018-2021	Completed
University Ave Corridor - Bike Network and Pedestrian Improvements	\$502,000	2018-2020	Completed
<b>Total</b>	<b>\$1,149,000</b>		

## LA MESA SENIOR MINI GRANTS

Cumulative Through FY 2024

Project Name	Grantee Name	Award Amount	Timeframe	Status
Seniors A Go Go	Elderhelp of San Diego	\$196,216	2012-2014	Completed
Seniors A Go Go	Elderhelp of San Diego	\$190,015	2014-2016	Completed
Seniors A Go Go	Elderhelp of San Diego	\$181,183	2016-2018	Completed
Seniors A Go Go	Elderhelp of San Diego	\$249,558	2021-2023	Completed
Seniors A Go Go	Elderhelp of San Diego	\$282,593	2023-2025	Open
<b>Total</b>		<b>\$1,099,565</b>		

## LA MESA SMART GROWTH INCENTIVE GRANTS

Cumulative Through FY 2024

Project Name	Amount	Timeframe	Status
Downtown Village Streetscape Improvement Project	\$2,000,000	2014-2015	Completed
North Spring St Smart Growth Corridor	\$992,503	2015-2018	Completed
Complete Streets Integrated Design Manual	\$169,801	2019-2021	Completed
<b>Total</b>	<b>\$3,162,304</b>		

# City of Lemon Grove

Since 2008, Lemon Grove has received over \$20.5 million in TransNet funding for local streets and roads projects, active transportation projects, senior and disabled transportation services, and smart growth projects within the City of Lemon Grove.

## TRANSNET IN LEMON GROVE

Cumulative Through September 2024

Local Streets and Roads Program <sup>1</sup>	\$11,716,997 <sup>2</sup>
Local Jurisdictions Grants Programs	\$8,854,311
<b>Total</b>	<b>\$20,571,308</b>

## Local Streets and Roads Program

Lemon Grove has received over \$11.7 million in TransNet Local Street Funding as of September 2024. In FY 2024, Lemon Grove had nine projects scheduled for progress or completion.

## TRANSNET LOCAL STREETS AND ROADS PROGRAM IN LEMON GROVE FY 2024<sup>3</sup>

In progress or scheduled for completion in FY 2024<sup>4</sup>

Project Name	Project Type	Phase
SR 75 Signal Interconnection Project	Transit Supportive Infrastructure	Construction
9 <sup>th</sup> St Active Transportation Project	Roadway	Construction
10 <sup>th</sup> St Streetscape Enhancement Project	Active Transportation Facilities	Construction

## Local Jurisdiction Grant Programs

### LEMON GROVE TRANSNET GRANTS

Cumulative Through FY 2024

TransNet Grant Program	Award
Active Transportation Grant Program (ATGP - Bike/Ped)	\$50,000
Senior Mini Grant Program (SMGP)	\$3,029,311
Smart Growth Incentive Program (SGIP)	\$5,775,000
<b>Total</b>	<b>\$8,854,311</b>

### LEMON GROVE ACTIVE TRANSPORTATION GRANTS

Cumulative Through FY 2024

Project Name	Amount	Timeframe	Status
ADA Transition Plan	\$50,000	2017-2020	Completed
<b>Total</b>	<b>\$50,000</b>		

<sup>1</sup>Source: SANDAG TransNet Independent Taxpayer Oversight Committee, Item 5, "Quarterly Reporting: Local Street and Road Balances." Att. 2., *TransNet Extension Quarterly Report*, Nov. 23, 2024

<sup>2</sup>Amount is unaudited. Total is net of program costs.

<sup>3</sup>Source: SANDAG TransNet Independent Taxpayer Oversight Committee, Item 13, "FY 2023 TransNet Local Streets and Roads Program Annual Status Report." Att. 1., *FY 2023 TransNet Local Streets and Roads Program Summary Tables, Example Survey, and Local Agency Submissions*, Jul. 10, 2024

<sup>4</sup>Phase information was provided by city staff reflecting what was expected for FY 24. Reporting verifying actual phase at the end of FY 2024 will not be available until end of FY 2025.

## LEMON GROVE SENIOR MINI GRANTS

Cumulative Through FY 2024

Project Name	Grantee Name	Award Amount	Timeframe	Status
Senior Transportation Program	Alpha Project	\$587,418	2009-2012	Completed
Alpha Project Senior Trans.	Alpha Project	\$195,000	2014-2015	Completed
ComLink Transportation	All Congregations Together	\$520,733	2009-2011	Completed
Rides 4 Neighbors	City of La Mesa	\$240,000	2009-2012	Completed
Ride 4 Neighbors	City of La Mesa	\$290,300	2012-2014	Completed
Ride 4 Neighbors	City of La Mesa	\$353,422	2014-2016	Completed
Rides 4 Neighbors	City of La Mesa	\$400,000	2016-2019	Completed
Rides 4 Neighbors	City of La Mesa	\$153,888	2018-2020	Completed
Rides 4 Neighbors	City of La Mesa	\$288,550	2019-2022	Completed
<b>Total</b>		<b>\$3,029,311</b>		

## LEMON GROVE SMART GROWTH INCENTIVE GRANTS

Cumulative Through FY 2024

Project Name	Amount	Timeframe	Status
Lemon Grove Trolley Plaza	\$1,895,000	2009-2014	Completed
Main St Promenade Extension Planning Project	\$400,000	2014-2016	Completed
Lemon Grove Ave Realignment	\$805,000	2015-2017	Completed
Broadway Downtown Village Specific (DVSP) Expansion	\$175,000	2015-2017	Completed
Connect Main St	\$2,500,000	2020-2024	Open
<b>Total</b>	<b>\$5,775,000</b>		

# City of National City

Since 2008, National City has received over \$41.9 million in TransNet funding for local streets and roads projects, active transportation projects, senior and disabled transportation services, and smart growth projects within the City of National City.

## TRANSNET IN NATIONAL CITY

Cumulative Through September 2024

Local Streets and Roads Program <sup>1</sup>	\$23,318,801 <sup>2</sup>
Local Jurisdictions Grants Programs	\$18,176,629
<b>Total</b>	<b>\$41,495,430</b>

## Local Streets and Roads Program

National City has received over \$23.3 million in TransNet Local Street Funding as of September 2024. In FY 2024, National City had 2 projects scheduled for progress or completion.

## TRANSNET LOCAL STREETS AND ROADS PROGRAM IN NATIONAL CITY FY 2024<sup>3</sup>

In progress or scheduled for completion in FY 2024<sup>4</sup>

Project Name	Project Type	Phase
Sweetwater Rd Protected Bikeway	Smart Growth Related Infrastructure	<b>Construction</b>
FY 2023 - Street Resurfacing Project	Roadway	<b>Construction</b>

## Local Jurisdiction Grant Programs

## NATIONAL CITY TRANSNET GRANTS

Cumulative Through FY 2024

TransNet Grant Program	Award
Active Transportation Grant Program (ATGP - Bike/Ped)	\$4,194,001
Senior Mini Grant Program (SMGP)	\$1,463,151
Smart Growth Incentive Program (SGIP)	\$12,519,477
<b>Total</b>	<b>\$18,176,629</b>

<sup>1</sup>Source: SANDAG TransNet Independent Taxpayer Oversight Committee, Item 5, "Quarterly Reporting: Local Street and Road Balances." Att. 2., *TransNet Extension Quarterly Report*, Nov. 23, 2024

<sup>2</sup>Amount is unaudited. Total is net of program costs.

<sup>3</sup>Source: SANDAG TransNet Independent Taxpayer Oversight Committee, Item 13, "FY 2023 TransNet Local Streets and Roads Program Annual Status Report." Att. 1., *FY 2023 TransNet Local Streets and Roads Program Summary Tables, Example Survey, and Local Agency Submissions*, Jul. 10, 2024

<sup>4</sup>Phase information was provided by city staff reflecting what was expected for FY 24. Reporting verifying actual phase at the end of FY 2024 will not be available until end of FY 2025.

## NATIONAL CITY ACTIVE TRANSPORTATION GRANTS

Cumulative Through FY 2024

Project Name	Amount	Timeframe	Status
Sweetwater River Bike Path Gap Closure Design Plaza Bonita Rd	\$130,000	2010	Completed
National City Bicycle Master Plan	\$35,000	2010-2011	Completed
4 <sup>th</sup> St Community Corridor	\$450,000	2013-2016	Completed
D Ave Corridor	\$600,000	2013-2016	Completed
Bicycle Parking Enhancements	\$50,000	2013-2016	Completed
National City Bicycle Parking Enhancements	\$50,000	2015-2016	Completed
Citywide Midblock Crossing Enhancements	\$625,000	2016-2018	Completed
National City Bicycle Parking Enhancements	\$50,000	2018-2020	Completed
Division St - Euclid to Harbison Bicycle Improvements	\$312,000	2018-2020	Completed
National City Blvd Inter-City Bike Connection	\$394,001	2018-2022	Completed
Waterfront to Homefront Connectivity Study	\$198,000	2018-2019	Completed
Division St Road Diet	\$875,000	2015-2017	Completed
Euclid Ave Bicycle and Pedestrian Enhancements (Design only)	\$425,000	2015-2017	Completed
<b>Total</b>	<b>\$4,194,001</b>		

## NATIONAL CITY SENIOR MINI GRANTS

Cumulative Through FY 2024

Project Name	Grantee Name	Award Amount	Timeframe	Status
Senior Transportation Program	Alpha Project	\$587,418	2009-2012	Completed
Alpha Project Senior Trans.	Alpha Project	\$195,000	2014-2015	Completed
All Congregations Together	ComLink Transportation	\$520,733	2009-2012	Completed
Volunteer Driver Program	Renewing Life	\$160,000	2017-2019	Completed
<b>Total</b>		<b>\$1,463,151</b>		

## NATIONAL CITY SMART GROWTH INCENTIVE GRANTS

Cumulative Through FY 2024

Project Name	Amount	Timeframe	Status
8 <sup>th</sup> St Corridor Smart Growth Revitalization	\$2,000,000	2010-2014	Completed
Downtown-Westside Community Connections	\$2,000,000	2013-2016	Completed
Downtown Westside Wayfinding and Community Gateways	\$825,000	2015-2017	Completed
Westside Mobility Improvements	\$2,000,000	2015-2017	Completed
Downtown Specific Plan Update	\$320,000	2015-2017	Completed
Roosevelt Ave Corridor Smart Growth Revitalization Plan	\$2,080,000	2019-2021	Completed
Sweetwater Rd Protected Bikeway	\$2,500,000	2019-2024	Completed
24 <sup>th</sup> St Transit Oriented Development Overlay	\$500,000	2018-2020	Completed
Together We Plan National City	\$294,477	2022-2024	Completed
<b>Total</b>	<b>\$12,519,477</b>		



# City of Oceanside

Since 2008, Oceanside has received over \$81.3 million in TransNet funding for local streets and roads projects, active transportation projects, senior and disabled transportation services, and smart growth projects within the City of Oceanside.

## TRANSNET IN OCEANSIDE

Cumulative Through September 2024

Local Streets and Roads Program <sup>1</sup>	\$75,126,347 <sup>2</sup>
Local Jurisdictions Grants Programs	\$6,235,540
<b>Total</b>	<b>\$81,361,887</b>

## Local Streets and Roads Program

Oceanside has received over \$75.1 million in TransNet Local Street Funding as of September 2024. In FY 2024, Oceanside had six projects scheduled for progress or completion.

## TRANSNET LOCAL STREETS AND ROADS PROGRAM IN OCEANSIDE FY 2024<sup>3</sup>

In progress or scheduled for completion in FY 2024<sup>4</sup>

Project Name	Project Type	Phase
Miscellaneous Traffic Markings	Transportation Systems	Construction
Neighborhood Traffic Improvements	Transportation Systems	Construction
Slurry Seal	Transportation Systems	Construction
Street Restoration Asphalt (Overlay)	Roadway	Construction
Residential Traffic Safety Improvements	Safety Improvements/Vision Zero	Design
El Corazon North Roundabout	Active Transportation Facilities	Design

## Local Jurisdiction Grant Programs

### OCEANSIDE TRANSNET GRANTS

Cumulative Through FY 2024

TransNet Grant Program	Award
Active Transportation Grant Program (ATGP - Bike/Ped)	\$2,340,808
Local Environmental Mitigation Program (EMP)	\$1,177,684
Senior Mini Grant Program (SMGP)	\$1,959,551
Smart Growth Incentive Program (SGIP)	\$757,497
<b>Total</b>	<b>\$6,235,540</b>

<sup>1</sup>Source: SANDAG TransNet Independent Taxpayer Oversight Committee, Item 5, "Quarterly Reporting: Local Street and Road Balances." Att. 2., *TransNet Extension Quarterly Report*, Nov. 23, 2024

<sup>2</sup>Amount is unaudited. Total is net of program costs.

<sup>3</sup>Source: SANDAG TransNet Independent Taxpayer Oversight Committee, Item 13, "FY 2023 TransNet Local Streets and Roads Program Annual Status Report." Att. 1., *FY 2023 TransNet Local Streets and Roads Program Summary Tables, Example Survey, and Local Agency Submissions*, Jul. 10, 2024

<sup>4</sup>Phase information was provided by city staff reflecting what was expected for FY 24. Reporting verifying actual phase at the end of FY 2024 will not be available until end of FY 2025.

## OCEANSIDE ACTIVE TRANSPORTATION GRANTS

Cumulative Through FY 2024

Project Name	Amount	Timeframe	Status
Oceanside Blvd Transit Access and Beautification	\$400,000	2013-2014	Completed
North Coast Transit Station Bike Station	\$100,000	2013-2016	Completed
Mission Ave Improvements	\$1,500,000	2013-2014	Completed
2 Year Education, Encouragement, and Awareness Project	\$180,808	2013-2016	Completed
Bike/Bus Safety Public Outreach Project	\$90,000	2015-2017	Completed
Enclosed Bike Parking Facility	\$70,000	2019-2021	Completed
<b>Total</b>	<b>\$2,340,808</b>		

## OCEANSIDE LOCAL ENVIRONMENTAL MITIGATION GRANTS

Cumulative Through FY 2024

Project Name	Grantee Name	Amount	Timeframe	Status
Carlsbad Hydrologic Unit	San Elijo Lagoon Foundation	\$279,950	2009-2011	Completed
North County Dunes Restoration (Coastal Species)	San Elijo Lagoon Conservancy	\$180,144	2013-2016	Completed
Quarry Creek Preserve Fencing	San Diego Habitat Conservancy	\$79,967	2023-2024	Completed
Invasive Control	Mission Resource Conservation District	\$354,300	2009-2013	Completed
Myers Property	City of Oceanside, Department of Public Works	\$60,998	2010	Completed
San Luis Rey and Santa Margarita Watersheds Arundo Re-treatment	Mission Resource Conservation District	\$174,000	2013-2015	Completed
Anstine-Audubon Nature Preserve Fencing	San Diego Audubon Society	\$48,325	2023-2024	Completed
<b>Total</b>		<b>\$1,177,684</b>		

### OCEANSIDE SENIOR MINI GRANTS

Cumulative Through FY 2024

Project Name	Grantee Name	Award Amount	Timeframe	Status
Senior Transportation Program	Alpha Project	\$200,065	2009-2011	Completed
Alpha Project Senior Trans.	Alpha Project	\$21,984	2014-2016	Completed
Redwood Elderlink	ComLink Transportation	\$156,009	2009-2012	Completed
Redwood Elderlink	Renewing Life	\$96,908	2012-2013	Completed
Solutions for Seniors on the Go	City of Oceanside	\$638,915	2009-2013	Completed
Solutions for Seniors on the Go	City of Oceanside	\$198,300	2013-2014	Completed
Solutions for Seniors on the Go	City of Oceanside	\$47,695	2014-2015	Completed
Solutions For Seniors on the Go	City of Oceanside	\$395,952	2015-2017	Completed
Solutions for Seniors on the Go	City of Oceanside	\$203,723	2019-2020	Completed
<b>Total</b>		<b>\$1,959,551</b>		

### OCEANSIDE SMART GROWTH INCENTIVE GRANTS

Cumulative Through FY 2024

Project Name	Amount	Timeframe	Status
Seagaze Dr Downtown Mobility Project	\$357,497	2015-2017	Completed
Coastal Rail Trail Extension	\$400,000	2019-2021	Completed
<b>Total</b>	<b>\$757,497</b>		

# City of Poway

Since 2008, Poway has received over \$28.4 million in TransNet funding for local streets and roads projects, active transportation projects, senior and disabled transportation services, and smart growth projects within the City of Poway.

### TRANSNET IN POWAY

Cumulative Through September 2024

Local Streets and Roads Program <sup>1</sup>	\$24,679,661 <sup>2</sup>
Local Jurisdictions Grants Programs	\$3,807,096
<b>Total</b>	<b>\$28,486,757</b>

## Local Streets and Roads Program

Poway has received over \$24.6 million in TransNet Local Street Funding as of September 2024. In FY 2024, Poway had one project scheduled for progress or completion.

### TRANSNET LOCAL STREETS AND ROADS PROGRAM IN POWAY FY 2024<sup>3</sup>

In progress or scheduled for completion in FY 2024<sup>4</sup>

Project Name	Project Type	Phase
FY2022-23 Street Overlay	Roadway	<b>Construction</b>

## Local Jurisdiction Grant Programs

### POWAY TRANSNET GRANTS

Cumulative Through FY 2024

TransNet Grant Program	Award
Senior Mini Grant Program (SMGP)	\$3,807,096
<b>Total</b>	<b>\$3,807,096</b>

<sup>1</sup>Source: SANDAG TransNet Independent Taxpayer Oversight Committee, Item 5, "Quarterly Reporting: Local Street and Road Balances." Att. 2., *TransNet Extension Quarterly Report*, Nov. 23, 2024

<sup>2</sup>Amount is unaudited. Total is net of program costs.

<sup>3</sup>Source: SANDAG TransNet Independent Taxpayer Oversight Committee, Item 13, "FY 2023 TransNet Local Streets and Roads Program Annual Status Report." Att. 1., *FY 2023 TransNet Local Streets and Roads Program Summary Tables, Example Survey, and Local Agency Submissions*, Jul. 10, 2024

<sup>4</sup>Phase information was provided by city staff reflecting what was expected for FY 24. Reporting verifying actual phase at the end of FY 2024 will not be available until end of FY 2025.

**POWAY SENIOR MINI GRANTS***Cumulative Through FY 2024*

<b>Project Name</b>	<b>Grantee Name</b>	<b>Award Amount</b>	<b>Timeframe</b>	<b>Status</b>
Mobility/Travel Training	North County Transit District (NCTD)	\$200,065	2009-2011	Completed
Mobility/Travel Training	North County Transit District (NCTD)	\$21,984	2014-2016	Completed
Out and About	Redwood Elderlink	\$156,009	2009-2012	Completed
Out and About	Redwood Elderlink	\$96,908	2012-2013	Completed
TransMed	Friends of Adult Day Health Care Centers	\$224,028	2012-2014	Completed
TransMed	Friends of Adult Day Health Care Centers	\$229,252	2014-2016	Completed
North County Inland and Eastern Rides & Smiles	Jewish Family Service	\$400,000	2014-2016	Completed
On the Go North County Inland	Jewish Family Service	\$282,298	2016-2018	Completed
On the Go North County Inland	Jewish Family Service	\$319,126	2018-2020	Completed
On the Go North County Inland	Jewish Family Service	\$323,290	2020-2022	Completed
On the Go North County Inland	Jewish Family Service	\$379,280	2022-2024	Completed
On the Go Program	Jewish Family Service	\$1,174,856	2023-2025	Open
<b>Total</b>		<b>\$3,807,096</b>		

# City of San Diego

Since 2008, the City of San Diego has received over \$579 million in TransNet funding for local streets and roads projects, active transportation projects, senior and disabled transportation services, and smart growth projects within the City of San Diego.

## TRANSNET IN CITY OF SAN DIEGO

Cumulative Through September 2024

Local Streets and Roads Program <sup>1</sup>	\$540,439,153 <sup>2</sup>
Local Jurisdictions Grants Programs	\$38,554,061
<b>Total</b>	<b>\$578,993,214</b>

## Local Streets and Roads Program

The City of San Diego has received over \$540.4 million in TransNet Local Street Funding as of September 2024. In FY 2024, the City of San Diego had x projects scheduled for progress or completion.

## TRANSNET LOCAL STREETS AND ROADS PROGRAM IN CITY OF SAN DIEGO FY 2024<sup>3</sup>

In progress or scheduled for completion in FY 2024<sup>4</sup>

Project Name	Project Type	Phase
Genesee Ave Chateau to Sauk Sidewalk	Safety Improvements Vision Zero	<b>Design</b>
ADA Grp 3E W Pt Loma	Safety Improvements Vision Zero	<b>Construction</b>
North Park Mini Park	Safety Improvements Vision Zero	<b>Construction</b>
73 <sup>rd</sup> , El Cajon Blvd to Saranac	Safety Improvements Vision Zero	<b>Design</b>
Howard Ave, Village Pine Dr to Iris	Safety Improvements Vision Zero	<b>Construction</b>
Wightman Sidewalk	Safety Improvements Vision Zero	<b>Design</b>
ADA Mid-City MS TSW-1	Safety Improvements Vision Zero	<b>Construction</b>
Thermal, Donax to Palm	Safety Improvements Vision Zero	<b>Design (on-hold)</b>
54 <sup>th</sup> , Market to Santa Margarita	Safety Improvements Vision Zero	<b>Construction</b>
Woodman, Cielo to Pagel Sidewalk	Safety Improvements Vision Zero	<b>Closeout</b>
Wabaska, Voltaire St.	Safety Improvements Vision Zero	<b>Design</b>
Sea World Dr Sidewalk	Safety Improvements Vision Zero	<b>Design</b>
Elm, 14 <sup>th</sup> - Thermal Sidewalk	Safety Improvements Vision Zero	<b>Construction</b>
Judy McCarty Sidewalk	Infrastructure	<b>Design</b>
Citywide Street Lights 1601	Infrastructure	<b>Construction</b>
Citywide Street Lights 1701	Infrastructure	<b>Construction</b>
Citywide Street Lights 1702	Infrastructure	<b>Construction</b>
Citywide Street Lights 1801	Infrastructure	<b>Design</b>
Citywide Street Lights FY19	Infrastructure	<b>Bid/Award</b>

<sup>1</sup>Source: SANDAG TransNet Independent Taxpayer Oversight Committee, Item 5, "Quarterly Reporting: Local Street and Road Balances." Att. 2., *TransNet Extension Quarterly Report*, Nov. 23, 2024

<sup>2</sup>Amount is unaudited. Total is net of program costs.

<sup>3</sup>Source: SANDAG TransNet Independent Taxpayer Oversight Committee, Item 13, "FY 2023 TransNet Local Streets and Roads Program Annual Status Report." Att. 1., *FY 2023 TransNet Local Streets and Roads Program Summary Tables, Example Survey, and Local Agency Submissions*, Jul. 10, 2024

<sup>4</sup>Phase information was provided by city staff reflecting what was expected for FY 24. Reporting verifying actual phase at the end of FY 2024 will not be available until end of FY 2025.

Citywide Street Lights 19-01	Infrastructure	<b>Construction</b>
Street Lights Upgrade Group 19-01	Safety Improvements Vision Zero	<b>Construction</b>
Castle New Street Lights	Safety Improvements Vision Zero	<b>Construction</b>
Citywide Street Lights 1950	Safety Improvements Vision Zero	<b>Construction</b>
I-5 Underpass Street Lighting	Safety Improvements Vision Zero	<b>Construction</b>
Camino del Este Path	Multimodal	<b>Post-Construction</b>
Chollas Multiuse Path	Multimodal	<b>Design</b>
National Ave Complete Street	Multimodal	<b>Construction</b>
Sewer and AC G778 Bike Lanes	Multimodal	<b>Construction</b>
AC W and S Group 1056 Bike Lanes	Multimodal	<b>Construction</b>
PB PPL South Bike Lanes	Multimodal	<b>Construction</b>
Alvarado Ext PPL Bike Lanes	Multimodal	<b>Bid/Award</b>
University Imp1 Bike Lanes	Multimodal	<b>Design</b>
Morena Pipeline Bike Lanes	Multimodal	<b>Bid/Award</b>
S Mission Beach SD Replacement Bike Lanes	Multimodal	<b>Construction</b>
ACC Swr Group 851 Bike Lanes	Multimodal	<b>Design</b>
AC WandS Group 1048 Bike Lanes	Multimodal	<b>Construction</b>
Lake Murray LM2 Bike Lanes	Multimodal	<b>Construction</b>
Clairemont E Imp 2 Bike Lanes	Multimodal	<b>Construction</b>
Pacific Hwy and W Palm Signal Improvements	Safety Improvements Vision Zero	<b>Post-Construction</b>
Signal Mods in Barrio Logan	Safety Improvements Vision Zero	<b>Design</b>
Beyer @ Smythe Traffic Signal	Safety Improvements Vision Zero	<b>Construction</b>
Traffic Signal Upgrades Citywide	Safety Improvements Vision Zero	<b>Construction</b>
Balboa Traffic Signal Interconnect	Safety Improvements Vision Zero	<b>Construction</b>
Interconnect Upgrade	Safety Improvements Vision Zero	<b>Construction</b>
31 <sup>st</sup> and Market School Traffic Signal	Safety Improvements Vision Zero	<b>Design</b>
Division/Osborn Traffic Signal	Safety Improvements Vision Zero	<b>Design</b>
PB Traffic Signal Intercon Upgrade	Safety Improvements Vision Zero	<b>Design</b>
Traffic Signal CMP Group 2	Safety Improvements Vision Zero	<b>Construction</b>
Governor Lakewood Traffic Signal	Safety Improvements Vision Zero	<b>Post-Construction</b>
31 <sup>st</sup> /National Traffic Signal	Safety Improvements Vision Zero	<b>Design</b>
Mid-City/Eastern Mods	Safety Improvements Vision Zero	<b>Construction</b>
APS and Countdown Timers	Safety Improvements Vision Zero	<b>Construction</b>
Traffic Signal Upgrade	Safety Improvements Vision Zero	<b>Construction</b>
Murphy Canyon Intercon	Safety Improvements Vision Zero	<b>Construction</b>
Ash St Signal Mods	Safety Improvements Vision Zero	<b>Bid/Award</b>
Downtown Aud Oth and S29	Safety Improvements Vision Zero	<b>Design</b>
Aquarius/Camino Ruiz Traffic Signal	Safety Improvements Vision Zero	<b>Construction</b>
APS and Countdown Timer 1901	Safety Improvements Vision Zero	<b>Construction</b>

ECB and Kansas Traffic Signal	Safety Improvements Vision Zero	<b>Design</b>
Traffic Signal Mods Grp 19-01	Safety Improvements Vision Zero	<b>Design</b>
Traffic Signal Mods Grp 19-02	Safety Improvements Vision Zero	<b>Design</b>
Traffic Signal Mods Grp 20-01	Safety Improvements Vision Zero	<b>Design</b>
MS St @ El Cajon Traffic Signal	Safety Improvements Vision Zero	<b>Design</b>
47 <sup>th</sup> St @ Solola Traffic Signal	Safety Improvements Vision Zero	<b>Design</b>
TPines Hybrid Beacon	Safety Improvements Vision Zero	<b>Bid/Award</b>
Catalina Traffic Signal Upgrade	Safety Improvements Vision Zero	<b>Design</b>
El Cajon Blvd HAWKS	Safety Improvements Vision Zero	<b>Design</b>
Mrcdo/Del Mar Heights Traffic Signal	Safety Improvements Vision Zero	<b>Construction</b>
Traffic Signal Front/Washington	Safety Improvements Vision Zero	<b>Design</b>
32 <sup>nd</sup> St and Market St	Safety Improvements Vision Zero	<b>Design</b>
Trans Management Center	Safety Improvements Vision Zero	<b>Construction</b>
Traffic Signal Upgrades - Camino Ruiz and TX Madison	Safety Improvements Vision Zero	<b>Construction</b>
ESS Group 1801	Safety Improvements Vision Zero	<b>Construction</b>
Coast Walk Parking	Safety Improvements Vision Zero	<b>Planning</b>
Kettner Palm Pedestrian Beacon	Safety Improvements Vision Zero	<b>Design</b>
W San Ysidro Sunset RRFB	Safety Improvements Vision Zero	<b>Design</b>
Garnet and Evert Crb	Safety Improvements Vision Zero	<b>Design</b>
1 <sup>st</sup> and A Curb Ext	Safety Improvements Vision Zero	<b>Design</b>
RRFB Grp 1902	Safety Improvements Vision Zero	<b>Construction</b>
Elec Spd Grp 1902	Safety Improvements Vision Zero	<b>Construction</b>
eSpeedSigns Grp 2001	Safety Improvements Vision Zero	<b>Closeout</b>
RRFB GRP 2001	Safety Improvements Vision Zero	<b>Design</b>
Elec Spd Signs Citywide 2200 (SG)	Safety Improvements Vision Zero	<b>Construction</b>
Palm Ave Storm Drain	Safety Improvements Vision Zero	<b>Post-Construction</b>
Wellborn SD Emergency	Complete Street	<b>Post-Construction</b>
St Therese SD Emerg	Accessibility ADA	<b>Construction</b>
6002 Camino Rico SWD	Other	<b>Not Found</b>
La Media Imp-Siempre	Complete Street	<b>Design</b>
Normal St Promenade	Multimodal	<b>Construction</b>
Morena and W Bernardo	Safety Improvements Vision Zero	<b>Bid/Award</b>
Foothill and Loring	Safety Improvements Vision Zero	<b>Construction</b>
Crown Point Drive	Safety Improvements Vision Zero	<b>Construction</b>
6 <sup>th</sup> and Nutmeg	Safety Improvements Vision Zero	<b>Design</b>
6 <sup>th</sup> and Palm Ped	Safety Improvements Vision Zero	<b>Design</b>
6 <sup>th</sup> @ Juniper Roundabout	Safety Improvements Vision Zero	<b>Design</b>
Carmel Mountain Roundabout	Safety Improvements Vision Zero	<b>Design</b>



Chatsworth RRFB and PRI	Safety Improvements Vision Zero	<b>Design</b>
Asphalt Paving 1601	Complete Street	<b>Construction</b>
Concrete Street Pane	Complete Street	<b>Post-Construction</b>
Allied Gardens Improv	Complete Street	<b>Design</b>
RPQ Paving Group 1	Complete Street	<b>Construction</b>
Navajo PS Paving	Complete Street	<b>Post-Construction</b>
Hillside Dr Improv	Complete Street	<b>Construction</b>
PB PLine So Paving	Complete Street	<b>Construction</b>
AC Water and Sewer Group 1029 (P)	Complete Street	<b>Construction</b>
S and W GJ Crown Pt (P)	Complete Street	<b>Construction</b>
S and AC W Grp 765 (P)	Complete Street	<b>Construction</b>
AC Overlay 2200 (SS)	Complete Street	<b>Bid/Award</b>
Witch Creek Fire	Complete Street	<b>Construction</b>
AC 2201 (SS)	Complete Street	<b>Construction</b>
S and AC W Grp 763 (P)	Complete Street	<b>Construction</b>
AC Overlay Group 2301	Complete Street	<b>Bid/Award</b>
AC Overlay Group 2302	Complete Street	<b>Bid/Award</b>
AC Overlay Group 2305	Complete Street	<b>Construction</b>
AC Overlay Group 2306	Complete Street	<b>Construction</b>
Dagget and Red Rock	Complete Street	<b>Design</b>
AC W and S 1023B (P)	Complete Street	<b>Construction</b>
N City PW Pipe (P)	Complete Street	<b>Construction</b>
Fairmount Rehab East	Complete Street	<b>Design</b>
Fairmount Rehab West	Complete Street	<b>Design</b>
SR 163/Friars Rd	Complete Street	<b>Construction</b>
Georgia St Bridge	Safety Improvements Vision Zero	<b>Post-Construction</b>
Old Otay Mesa Rd	Complete Street	<b>Post-Construction</b>
W Mission Bay Dr Bridge	Complete Street	<b>Construction</b>
N Torrey Pines Bridge	Complete Street	<b>Post-Construction</b>
Coastal Rail Trail	Multimodal	<b>Design</b>
Otay Mesa Truck Rout	Complete Street	<b>Construction</b>
La Media Rd Improvement	Complete Street	<b>Construction</b>
Market Complete St	Complete Street	<b>Construction</b>
Streamview Dr Ph 2	Complete Street	<b>Design</b>
University Complete Street 1	Complete Street	<b>Construction</b>
Alvrdo Realignment	Complete Street	<b>Planning</b>
SC Seawall Improv	Safety Improvements Vision Zero	<b>Design</b>

Coastal Rail Trail	Multimodal	<b>Design</b>
Streamview Dr Improvements Phase 2	Complete Street	<b>Design</b>
Alvarado Canyon Rd Realignment Project	Complete Street	<b>Planning</b>
Street Resurfacing and Reconstruction Citywide	Other	<b>Design</b>

## Local Jurisdiction Grant Programs

### CITY OF SAN DIEGO TRANSNET GRANTS

Cumulative Through FY 2024

TransNet Grant Program	Award
Active Transportation Grant Program (ATGP - Bike/Ped)	\$4,775,100
Local Environmental Mitigation Program (EMP)	\$8,729,446
Senior Mini Grant Program (SMGP)	\$11,108,821
Smart Growth Incentive Program (SGIP)	\$13,940,694
<b>Total</b>	<b>\$38,554,061</b>

### CITY OF SAN DIEGO ACTIVE TRANSPORTATION GRANTS

Cumulative Through FY 2024

Project Name	Amount	Timeframe	Status
Bicycle Detection at Signalized Intersections	\$73,500	2010-2012	Completed
Kelton Road Midblock Pedestrian Improvements Project	\$248,400	2010-2013	Completed
EIR and Feasibility Study for Bike Master Plan Update	\$150,000	2010-2013	Completed
SR 15 Bike Path Final Design and Environmental Document (via Caltrans)	\$350,000	2010-2012	Completed
Pedestrian and Bicycle Safety Education Program	\$290,000	2010-2013	Completed
UCSD Bicycle/Pedestrian Master Plan	\$75,000	2010-2012	Completed
Commercial Street Streetscape Project (via BRIDGE Housing)	\$893,000	2012-2015	Completed
San Diego Pedestrian Master Plan Phase 4	\$150,000	2010-2013	Completed
Microwave Bicycle Detection (The Intersector)	\$200,000	2013-2014	Completed
San Diego River Bike Path and Mission Center Boulevard Improvement: Pedestrian Hybrid Beacon	\$293,000	2013-2015	Completed
Downtown Complete Streets Mobility Plan (via Civic San Diego)	\$300,000	2013-2016	Completed
Chollas Creek to Bayshore Bikeway - Multi-Use Path Design	\$441,250	2013-2015	Completed
Linda Vista Comprehensive Active Transportation Strategy (CATS)	\$300,000	2013-2016	Completed
Euclid and Market Complete Streets Master Plan	\$300,000	2015-2017	Completed
SD Streamview Drive (Design Only)	\$585,950	2019-2020	Completed
Move Free SD	\$125,000	2019-2020	Completed
<b>Total</b>	<b>\$4,775,100</b>		

**CITY OF SAN DIEGO LOCAL ENVIRONMENTAL MITIGATION GRANTS**  
*Cumulative Through FY 2024*

<b>Project Name</b>	<b>Grantee Name</b>	<b>Amount</b>	<b>Timeframe</b>	<b>Status</b>
North County Dunes Restoration (Coastal Species)	San Elijo Lagoon Conservancy	\$180,144	2013-2016	Completed
D Street	Port of San Diego	\$75,400	2018-2020	Completed
San Pasqual Cactus Wren	City of San Diego	\$200,000	2019-2024	Completed
Lower Otay Reservoir	City of San Diego	\$243,142	2019-2024	Completed
Mission Bay Park	San Diego Audubon Society	\$195,333	2018-2022	Completed
Rare Plants 2	The Chaparral Lands Conservancy	\$79,998	2019-2022	Completed
Cabrillo	National Parks Service	\$25,000	2018-2021	Completed
Navajo Canyon	City of San Diego	\$80,000	2018-2020	Completed
Florida Canyon	City of San Diego	\$43,957	2018-2020	Completed
Otay Mesa Open Space	City of San Diego	\$80,000	2018-2020	Completed
City and County Vernal Pools	City and County of San Diego	\$264,006	2006-2010	Completed
Crest Canyon	City of San Diego	\$23,000	2007-2009	Completed
Cactus Wren Restoration	Groundwork San Diego - Chollas Creek	\$240,700	2009-2011	Completed
Proctor Valley Access Control	City San Diego, Public Utilities Department	\$325,754	2009-2011	Completed
Tijuana River Valley Invasive Plant Removal	Southwest Wetlands Interpretive Association	\$149,437	2009-2010	Completed
Cactus Wren Restoration	Zoological Society of San Diego and City of San Diego Water Department	\$325,290	2010-2013	Completed
San Diego River Habitat	San Diego River Conservancy	\$527,736	2011-2015	Completed
Lusardi Creek	County of San Diego	\$107,060	2011-2015	Completed
San Pasqual Valley Weed Management	City of San Diego, Public Utilities Department	\$184,623	2011-2013	Completed
Crest Canyon Invasive Removal	Rocks Biological Consultants	\$74,480	2011-2013	Completed
Mission Bay Park	San Diego Audubon Society	\$98,200	2012-2014	Completed
Tijuana River Valley	Southwest Wetlands Interpretive Association	\$46,800	2012-2012	Completed
Radio-Encanto Canyons Restoration	Groundwork San Diego- Chollas Creek	\$154,965	2012-2013	Completed
San Pasqual Valley	Zoological Society of San Diego	\$269,339	2012-2013	Completed
Mission Valley Preserve	San Diego River Park Foundation	\$90,940	2012-2013	Completed
Phase 3 Radio-Encanto Restoration, Maintenance, and Monitoring	Groundwork San Diego- Chollas Creek	\$100,316	2013-2015	Completed
Sycamore Canyon and Goodan Ranch Invasive Removal and Habitat Restoration	County of San Diego	\$157,977	2013-2015	Completed

California Least Tern	San Diego Audubon Society	\$58,464	2013-2017	Completed
Rare Plants	Chaparral Lands Conservancy	\$137,611	2013-2016	Completed
SD Bay NWR: California least tern and Western snowy plover Recovery at D Street Nesting Site	U.S. Fish and Wildlife Service	\$111,592	2013-2015	Completed
Los Penasquitos Management	Los Penasquitos Lagoon Foundation	\$90,345	2013-2014	Completed
Cactus Wren 2015	Zoological Society	\$230,721	2015-2018	Completed
Nuttall's Lotus	San Diego Audubon Society	\$110,017	2015-2018	Completed
San Luis Rey, Santa Margarita and San Dieguito Watersheds	Mission Resource Conservation District	\$300,000	2015-2018	Completed
Furby-North Preserve	County of San Diego	\$119,046	2015-2017	Completed
Vernal Pool Restoration	City of San Diego- Parks and Recreation Open Space Division	\$50,000	2017-2018	Completed
Bernardo Bay Cactus Wren	City of San Diego- Public Utilities Department	\$50,000	2017-2018	Completed
Crest Canyon Veldt Grass	Chaparral Lands Conservancy	\$49,991	2017-2019	Completed
Proctor Valley Vernal Pools and Uplands	Chaparral Lands Conservancy	\$393,864	2017-2022	Completed
San Diego Thornmint Restoration	Mission Trails Regional Park Foundation	\$72,265	2017-2020	Completed
West Otay Mesa Stinknet Removal	City of San Diego	\$80,000	2023-2024	Open
Otay Mesa Vernal Pool Restoration	City of San Diego	\$80,000	2023-2024	Open
Famosa Slough Stormwater Treatment Pond Restoration and Enhancement	Friends of Famosa Slough	\$53,000	2023-2024	Open
Endangered Avian Nesting Site Stewardship at D-Street Fill	Port of San Diego	\$80,000	2023-2024	Open
Dennerly Canyon Restoration	City of San Diego	\$336,085	2023-2026	Open
Mission Trails San Diego Thornmint Restoration and Enhancement	Mission Trails Regional Park Foundation	\$159,143	2023-2027	Open
Ocean Beach Estuary Enhancement Project	San Diego River Park Foundation	\$233,147	2023-2026	Open
<b>Total</b>		<b>\$8,729,446</b>		

#### CITY OF SAN DIEGO SENIOR MINI GRANTS

Cumulative Through FY 2024

Project Name	Grantee Name	Award Amount	Timeframe	Status
Senior Transportation Program	Alpha Project	\$587,418	2009-2012	Completed
Alpha Project Senior Transportation	Alpha Project	\$195,000	2014-2015	Completed

Mobility/Travel Training	North County Transit District (NCTD)	\$200,065	2009-2011	Completed
Mobility/Travel Training	North County Transit District (NCTD)	\$21,984	2014-2016	Completed
Out and About	Redwood Elderlink	\$156,009	2009-2012	Completed
Out and About	Redwood Elderlink	\$96,908	2012-2013	Completed
ComLink Transportation	All Congregations Together	\$520,733	2009-2011	Completed
TTA Project	Bayside Community Center	\$74,397	2014-2016	Completed
Ride 4 Neighbors	City of La Mesa	\$290,300	2012-2014	Completed
Seniors A Go Go	Elderhelp of San Diego	\$345,937	2009-2011	Completed
Seniors A Go Go	Elderhelp of San Diego	\$196,216	2012-2014	Completed
Seniors A Go Go	Elderhelp of San Diego	\$190,015	2014-2016	Completed
Seniors A Go Go	Elderhelp of San Diego	\$181,183	2016-2018	Completed
Seniors A Go Go	Elderhelp of San Diego	\$249,558	2021-2023	Completed
Seniors A Go Go	Elderhelp of San Diego	\$282,593	2023-2025	Open
TransMed	Friends of Adult Day Health Care Centers	\$224,028	2012-2014	Completed
TransMed	Friends of Adult Day Health Care Centers	\$229,252	2014-2016	Completed
Volunteer Driver Program	ITN Greater San Diego	\$75,000	2015-2016	Completed
Senior Transportation Program	ITN Greater San Diego	\$250,000	2014-2016	Completed
Expand South County	ITN Greater San Diego	\$85,392	2015-2016	Completed
Rides & Smiles	Jewish Family Service	\$228,774	2009-2011	Completed
Rides & Smiles (NCI)	Jewish Family Service	\$380,750	2012-2013	Completed
North County Inland and Eastern Rides & Smiles	Jewish Family Service	\$400,000	2014-2016	Completed
Northern San Diego Rides and Smiles	Jewish Family Service	\$306,072	2013-2015	Completed
On The Go Northern San Diego	Jewish Family Service	\$298,179	2015-2017	Completed
On The Go North County Inland	Jewish Family Service	\$282,298	2016-2018	Completed
On The Go Eastern San Diego	Jewish Family Service	\$290,124	2016-2018	Completed
On The Go Northern San Diego	Jewish Family Service	\$321,617	2017-2019	Completed
On The Go North County Inland	Jewish Family Service	\$319,126	2018-2020	Completed
On The Go North County Inland	Jewish Family Service	\$323,290	2020-2022	Completed
On The Go Eastern San Diego	Jewish Family Service	\$379,280	2022-2024	Open
On the Go Program	Jewish Family Service	\$1,174,856	2023-2025	Open
Out and About Peninsula Senior Transportation Program	Peninsula Shepherd Center	\$131,701	2009-2012	Completed
Out and About Peninsula Senior Transportation Program	Peninsula Shepherd Center	\$89,544	2014-2016	Completed
Out and About Peninsula Senior Transportation Program	Peninsula Shepherd Center	\$100,000	2016-2018	Completed
Out and About Peninsula Senior Transportation Program	Peninsula Shepherd Center	\$114,800	2018-2019	Completed

Out and About Peninsula Senior Transportation Program	Peninsula Shepherd Center	\$132,000	2020-2022	Completed
Out and About Peninsula Senior Transportation Program	Peninsula Shepherd Center	\$73,196	2022-2024	Completed
<b>Total</b>		<b>\$11,108,821</b>		

## CITY OF SAN DIEGO SMART GROWTH INCENTIVE GRANTS

Cumulative Through FY 2024

Project Name	Amount	Timeframe	Status
Mid-City SR 15 BRT Station Area Planning Study	\$225,000	2010-2013	Completed
Euclid and Market Village Master Plan	\$400,000	2010-2013	Completed
Imperial Ave and Commercial St Corridor Plan	\$400,000	2010-2013	Completed
4 <sup>th</sup> Ave/Quince Pedestrian Crossing and Traffic Calming	\$231,000	2010-2013	Completed
4 <sup>th</sup> and 5 <sup>th</sup> Ave/Nutmeg Pedestrian Crossing and Traffic Calming	\$577,000	2010-2013	Completed
Park Blvd/Essex St Pedestrian Crossing and Traffic Calming	\$224,000	2010-2013	Completed
Chollas Triangle Master Plan	\$275,000	2010-2014	Completed
Kearny Mesa Smart Growth Employment Area Plan	\$105,000	2015-2015	Completed
The Complete Boulevard Planning Study	\$171,617	2014-2017	Completed
San Ysidro Wayfinding Signs	\$350,000	2015-2017	Completed
Morena Blvd Station Area Study Phase 2	\$400,000	2014-2017	Completed
Grantville Trolley Station/Alvarado Creek Enhancement Project	\$400,000	2015-2017	Completed
Pacific Beach Greenways, Parks and Transit	\$400,000	2015-2017	Completed
College Area Smart Growth Study (CASGS)	\$500,000	2019-2021	Completed
Clairemont Transit Oriented Development Design Concepts	\$500,000	2019-2021	Completed
Mira Mesa Transit Oriented Development Concept Plan	\$500,000	2019-2021	Completed
University Community Smart Growth Concept Study	\$500,000	2019-2021	Completed
E St Greenway Master Plan	\$110,000	2019-2021	Completed
Downtown Mobility Cycle Way Improvement Phase 1 and 2	\$2,500,000	2019-2024	Open
Mid-City Communities Smart Growth Study Areas	\$500,000	2022-2025	Open
Park Blvd/City College/San Diego High Pedestrian and Transit Access Improvements	\$577,000	2011-2016	Completed
Island Ave Green St Mobility Improvements	\$1,000,000	2014-2016	Completed
Wayfinding Signage	\$335,329	2014-2015	Completed
East Village Green/14 <sup>th</sup> St Promenade Master Plan	\$300,000	2014-2016	Completed
14 <sup>th</sup> St Pedestrian Promenade Demonstration Block	\$1,000,000	2015-2018	Completed
Sixth Ave Bridge Promenade Feasibility and Conceptual Design	\$200,000	2015-2017	Withdrawn
Downtown San Diego Wayfinding Signage - Cycle Network	\$220,000	2019-2024	Completed
East Village Green Park, Phase 1	\$1,039,748	2019-2025	Open
<b>Total</b>	<b>\$13,940,694</b>		

# City of San Marcos

Since 2008, San Marcos has received over \$39.6 million in TransNet funding for local streets and roads projects, active transportation projects, senior and disabled transportation services, and smart growth projects within the City of San Marcos.

## TRANSNET IN SAN MARCOS

Cumulative Through September 2024

Local Streets and Roads Program <sup>1</sup>	\$35,956,357 <sup>2</sup>
Local Jurisdictions Grants Programs	\$3,734,138
<b>Total</b>	<b>\$39,690,495</b>

## Local Streets and Roads Program

San Marcos has received over \$35.9 million in TransNet Local Street Funding as of September 2024. In FY 2024, San Marcos had four project scheduled for progress or completion.

## TRANSNET LOCAL STREETS AND ROADS PROGRAM IN SAN MARCOS FY 2024<sup>3</sup>

In progress or scheduled for completion in FY 2024<sup>4</sup>

Project Name	Project Type	Phase
SM 31: San Marcos Creek Specific Plan - Discovery St. Widening and Flood Control Improvements	Other	Construction
SM 32: San Marcos Creek Specific Plan: Via Vera Cruz Bridge and Street Improvements	Other	Construction
SM 48: San Marcos Creek Specific Plan: Creekside Drive and Pad Grading	Other	Construction
SM 56: San Marcos Creek Specific Plan: Bent Ave. Bridge and Improvements	Other	Construction

## Local Jurisdiction Grant Programs

### SAN MARCOS TRANSNET GRANTS

Cumulative Through FY 2024

TransNet Grant Program	Award
Active Transportation Grant Program (ATGP - Bike/Ped)	\$904,000
Local Environmental Mitigation Program (EMP)	\$359,803
Senior Mini Grant Program (SMGP)	\$1,470,335
Smart Growth Incentive Program (SGIP)	\$1,000,000
<b>Total</b>	<b>\$3,734,138</b>

<sup>1</sup>Source: SANDAG TransNet Independent Taxpayer Oversight Committee, Item 5, "Quarterly Reporting: Local Street and Road Balances." Att. 2., *TransNet Extension Quarterly Report*, Nov. 23, 2024

<sup>2</sup>Amount is unaudited. Total is net of program costs.

<sup>3</sup>Source: SANDAG TransNet Independent Taxpayer Oversight Committee, Item 13, "FY 2023 TransNet Local Streets and Roads Program Annual Status Report." Att. 1., *FY 2023 TransNet Local Streets and Roads Program Summary Tables, Example Survey, and Local Agency Submissions*, Jul. 10, 2024

<sup>4</sup>Phase information was provided by city staff reflecting what was expected for FY 24. Reporting verifying actual phase at the end of FY 2024 will not be available until end of FY 2025.

### SAN MARCOS ACTIVE TRANSPORTATION GRANTS

Cumulative Through FY 2024

Project Name	Amount	Timeframe	Status
Barham Drive Urban Trail Improvement Project	\$700,000	2010-2012	Completed
Bicycle and Pedestrian Master Plan	\$80,000	2013-2015	Completed
San Marcos Blvd Complete Street Multi-Way Boulevard	\$124,000	2013-2015	Completed
<b>Total</b>	<b>\$904,000</b>		

### SAN MARCOS LOCAL ENVIRONMENTAL MITIGATION GRANTS

Cumulative Through FY 2024

Project Name	Grantee Name	Amount	Timeframe	Status
Carlsbad Hydrologic Unit	San Elijo Lagoon Foundation	\$279,950	2009-2011	Completed
Elfin Forest	The Escondido Creek Conservancy	\$79,853	2018-2020	Completed
<b>Total</b>		<b>\$359,803</b>		

### SAN MARCOS SENIOR MINI GRANTS

Cumulative Through FY 2024

Project Name	Grantee Name	Award Amount	Timeframe	Status
Senior Transportation Program	Alpha Project	\$587,418	2009-2012	Completed
Alpha Project Senior Trans.	Alpha Project	\$195,000	2014-2015	Completed
Solutions for Seniors on the Go	City of Oceanside	\$400,000	2017-2019	Completed
On the Move Program	City of San Marcos	\$35,000	2015-2016	Completed
Out and About	Redwood Elderlink	\$156,009	2009-2012	Completed
Out and About	Redwood Elderlink	\$96,908	2012-2013	Completed
<b>Total</b>		<b>\$1,470,335</b>		

### SAN MARCOS SMART GROWTH INCENTIVE GRANTS

Cumulative Through FY 2024

Project Name	Amount	Timeframe	Status
Armorlite Complete Street Corridor	\$1,000,000	2013-2016	Completed
<b>Total</b>	<b>\$1,000,000</b>		



# City of Santee

Since 2008, Santee has received over \$39.5 million in TransNet funding for local streets and roads projects, active transportation projects, senior and disabled transportation services, and smart growth projects within the City of Santee.

## TRANSNET IN SANTEE

Cumulative Through September 2024

Local Streets and Roads Program <sup>1</sup>	\$23,664,109 <sup>2</sup>
Local Jurisdictions Grants Programs	\$15,914,320
<b>Total</b>	<b>\$39,578,429</b>

## Local Streets and Roads Program

Santee has received over \$23.6 million in TransNet Local Street Funding as of September 2024. In FY 2024, Santee had one project scheduled for progress or completion.

## TRANSNET LOCAL STREETS AND ROADS PROGRAM IN SANTEE FY 2024<sup>3</sup>

In progress or scheduled for completion in FY 2024<sup>4</sup>

Project Name	Project Type	Phase
Pavement Repair and Rehabilitation (2024)	Roadway	Design
Pavement Roadway Maintenance (2024)	Roadway	Design

## Local Jurisdiction Grant Programs

## SANTEE TRANSNET GRANTS

Cumulative Through FY 2024

TransNet Grant Program	Award
Active Transportation Grant Program (ATGP - Bike/Ped)	\$1,125,849
Local Environmental Mitigation Program (EMP)	\$672,741
Senior Mini Grant Program (SMGP)	\$4,571,910
Smart Growth Incentive Program (SGIP)	\$400,000
<b>Total</b>	<b>\$15,914,320</b>

<sup>1</sup>Source: SANDAG TransNet Independent Taxpayer Oversight Committee, Item 5, “Quarterly Reporting: Local Street and Road Balances.” Att. 2., *TransNet Extension Quarterly Report*, Nov. 23, 2024

<sup>2</sup>Amount is unaudited. Total is net of program costs.

<sup>3</sup>Source: SANDAG TransNet Independent Taxpayer Oversight Committee, Item 13, “FY 2023 TransNet Local Streets and Roads Program Annual Status Report.” Att. 1., *FY 2023 TransNet Local Streets and Roads Program Summary Tables, Example Survey, and Local Agency Submissions*, Jul. 10, 2024

<sup>4</sup>Phase information was provided by city staff reflecting what was expected for FY 24. Reporting verifying actual phase at the end of FY 2024 will not be available until end of FY 2025.

### SANTEE ACTIVE TRANSPORTATION GRANTS

Cumulative Through FY 2024

Project Name	Amount	Timeframe	Status
Carlton Oaks Drive Class II Bike Lanes	\$30,200	2010	Completed
San Diego River Trail - South Side of the San Diego River	\$281,750	2013-2015	Completed
Town Center Parkway/Olive Lane/Prospect Ave Bike Project	\$134,000	2013-2014	Completed
Riverwalk Drive Crossing Project	\$216,900	2015-2018	Completed
Citywide Bike Lanes Project	\$156,000	2015-2017	Completed
Prospect Ave and Mesa Rd Intersection Improvements	\$306,999	2020-2024	Completed
<b>Total</b>	<b>\$1,125,849</b>		

### SANTEE LOCAL ENVIRONMENTAL MITIGATION GRANTS

Cumulative Through FY 2024

Project Name	Grantee Name	Amount	Timeframe	Status
San Diego River Habitat	San Diego River Conservancy	\$527,736	2011-2015	Completed
San Diego River Park Watch	San Diego River Park Foundation	\$145,005	2013-2015	Completed
<b>Total</b>		<b>\$672,741</b>		

### SANTEE SENIOR MINI GRANTS<sup>1</sup>

Cumulative Through FY 2024

Project Name	Grantee Name	Award Amount	Timeframe	Status
Rides4Neighbors	City of La Mesa	\$240,000	2009-2012	Completed
Rides4Neighbors	City of La Mesa	\$290,300	2012-2014	Completed
Rides4Neighbors	City of La Mesa	\$353,422	2014-2016	Completed
Rides4Neighbors	City of La Mesa	\$400,000	2016-2019	Completed
Rides4Neighbors	City of La Mesa	\$288,550	2019-2022	Completed
Seniors A Go Go	Elderhelp of San Diego	\$345,937	2009-2011	Completed
Seniors A Go Go	Elderhelp of San Diego	\$196,216	2012-2014	Completed
Seniors A Go Go	Elderhelp of San Diego	\$190,015	2014-2016	Completed
Seniors A Go Go	Elderhelp of San Diego	\$181,183	2016-2018	Completed
Seniors A Go Go	Elderhelp of San Diego	\$249,558	2021-2023	Completed
Seniors A Go Go	Elderhelp of San Diego	\$282,593	2023-2025	Open
On the Go Eastern San Diego	Jewish Family Service	\$379,280	2022-2024	Open
On the Go Program	Jewish Family Service	\$1,174,856	2023-2025	Open
<b>Total</b>		<b>\$4,571,910</b>		

**SANTEE SMART GROWTH INCENTIVE GRANTS**

*Cumulative Through FY 2024*

Project Name	Amount	Timeframe	Status
Santee Specific Plan	\$400,000	2022-2025	Open
<b>Total</b>	<b>\$400,000</b>		

# City of Solana Beach

Since 2008, Solana Beach has received over \$xx million in TransNet funding for local streets and roads projects, active transportation projects, senior and disabled transportation services, and smart growth projects within the City of Solana Beach.

**TRANSNET IN SOLANA BEACH**  
*Cumulative Through September 2024*

Local Streets and Roads Program <sup>1</sup>	\$7,129,940 <sup>2</sup>
Local Jurisdictions Grants Programs	
<b>Total</b>	

## Local Streets and Roads Program

Solana Beach has received over \$7.1 million in TransNet Local Street Funding as of September 2024. In FY 2024, Solana Beach had one project scheduled for progress or completion.

**TRANSNET LOCAL STREETS AND ROADS PROGRAM IN SOLANA BEACH FY 2024<sup>3</sup>**  
*In progress or scheduled for completion in FY 2024<sup>4</sup>*

Project Name	Project Type	Phase
Pavement Repair and Rehabilitation (2024)	Roadway	Construction
Pavement Roadway Maintenance (2024)	Roadway	Construction
Sidewalks and Associated. Street Improvements	Complete Street	Construction
Lomas Santa Fe Corridor Improvements	Complete Street	Construction
Traffic Signal Equipment Upgrades	Operations	Construction

## Local Jurisdiction Grant Programs

**SOLANA BEACH TRANSNET GRANTS**  
*Cumulative Through FY 2024*

TransNet Grant Program	Award
Active Transportation Grant Program (ATGP - Bike/Ped)	\$1,252,050
Local Environmental Mitigation Program (EMP)	\$80,000
Senior Mini Grant Program (SMGP)	\$2,395,981
Smart Growth Incentive Program (SGIP)	
<b>Total</b>	

<sup>1</sup>Source: SANDAG TransNet Independent Taxpayer Oversight Committee, Item 5, "Quarterly Reporting: Local Street and Road Balances." Att. 2., *TransNet Extension Quarterly Report*, Nov. 23, 2024

<sup>2</sup>Amount is unaudited. Total is net of program costs.

<sup>3</sup>Source: SANDAG TransNet Independent Taxpayer Oversight Committee, Item 13, "FY 2023 TransNet Local Streets and Roads Program Annual Status Report." Att. 1., *FY 2023 TransNet Local Streets and Roads Program Summary Tables, Example Survey, and Local Agency Submissions*, Jul. 10, 2024

<sup>4</sup>Phase information was provided by city staff reflecting what was expected for FY 24. Reporting verifying actual phase at the end of FY 2024 will not be available until end of FY 2025.

### SOLANA BEACH ACTIVE TRANSPORTATION GRANTS

Cumulative Through FY 2024

Project Name	Amount	Timeframe	Status
Comprehensive Active Transportation Strategy (CATS)	\$136,000	2013-2014	Completed
Stevens/Valley Ave Corridor - Bicycle and Pedestrian Improvement Project	\$500,000	2015-2018	Completed
Lomas Santa Fe Corridor Active Transportation Improvements	\$616,050	2019-2020	Completed
<b>Total</b>	<b>\$1,252,050</b>		

### SOLANA BEACH LOCAL ENVIRONMENTAL MITIGATION GRANTS

Cumulative Through FY 2024

Project Name	Grantee Name	Amount	Timeframe	Status
ACT Enhancement and Restoration	Nature Collective	\$80,000	2023-2024	Completed
<b>Total</b>		<b>\$80,000</b>		

### SOLANA BEACH SENIOR MINI GRANTS<sup>1</sup>

Cumulative Through FY 2024

Project Name	Grantee Name	Award Amount	Timeframe	Status
Mobility/Travel Training	North County Transit District (NCTD)	\$200,065	2009-2011	Completed
Mobility/Travel Training	North County Transit District (NCTD)	\$21,984	2014-2016	Completed
Rides4Neighbors	On the Go Northern San Diego	\$298,179	2015-2017	Completed
Rides4Neighbors	On the Go Northern San Diego	\$321,617	2017-2019	Completed
Rides4Neighbors	On the Go Northern San Diego	\$379,280	2022-2024	Completed

# City of Vista

Since 2008, Vista has received over \$46.4 million in TransNet funding for local streets and roads projects, active transportation projects, senior and disabled transportation services, and smart growth projects within the City of Vista.

### TRANSNET IN VISTA

Cumulative Through September 2024

Local Streets and Roads Program <sup>1</sup>	\$38,126,414 <sup>2</sup>
Local Jurisdictions Grants Programs	\$8,306,830
<b>Total</b>	<b>\$46,433,244</b>

## Local Streets and Roads Program

Vista has received over \$38.1 million in TransNet Local Street Funding as of September 2024. In FY 2024, Vista had four projects scheduled for progress or completion.

### TRANSNET LOCAL STREETS AND ROADS PROGRAM IN VISTA FY 2024<sup>3</sup>

In progress or scheduled for completion in FY 2024<sup>4</sup>

Project Name	Project Type	Phase
Pedestrian Mobility Sidewalks Ave De Benito Juarez	Accessibility ADA	Construction
Citywide Biennial Street Maintenance and Slurry Seal 2024	Roadway	Design
Townsite Dr. Complete Street Improvements	Complete Street	Closeout
Citywide Biennial Street Rehabilitation 2023	Roadway	Construction
Townsite Dr. Complete Street Improvements	Complete Street	Construction

## Local Jurisdiction Grant Programs

### VISTA TRANSNET GRANTS

Cumulative Through FY 2024

TransNet Grant Program	Award
Active Transportation Grant Program (ATGP - Bike/Ped)	\$847,493
Local Environmental Mitigation Program (EMP)	\$82,636
Senior Mini Grant Program (SMGP)	\$2,728,318
Smart Growth Incentive Program (SGIP)	\$4,648,383
<b>Total</b>	<b>\$8,306,830</b>

<sup>1</sup>Source: SANDAG TransNet Independent Taxpayer Oversight Committee, Item 5, "Quarterly Reporting: Local Street and Road Balances." Att. 2., *TransNet Extension Quarterly Report*, Nov. 23, 2024

<sup>2</sup>Amount is unaudited. Total is net of program costs.

<sup>3</sup>Source: SANDAG TransNet Independent Taxpayer Oversight Committee, Item 13, "FY 2023 TransNet Local Streets and Roads Program Annual Status Report." Att. 1., *FY 2023 TransNet Local Streets and Roads Program Summary Tables, Example Survey, and Local Agency Submissions*, Jul. 10, 2024

<sup>4</sup>Phase information was provided by city staff reflecting what was expected for FY 24. Reporting verifying actual phase at the end of FY 2024 will not be available until end of FY 2025.

### VISTA ACTIVE TRANSPORTATION GRANTS

Cumulative Through FY 2024

Project Name	Amount	Timeframe	Status
Boys and Girls Club Sidewalk Improvements	\$146,844	2009-2011	Completed
Inland Rail Trail Phase IIIB - Right-of-Way Engineering	\$500,000	2009-2013	Completed
Safe Pedestrian Crossing at Longhorn Drive	\$50,649	2009-2011	Completed
Bicycle Master Plan	\$150,000	2013-2014	Completed
<b>Total</b>	<b>\$847,493</b>		

### VISTA LOCAL ENVIRONMENTAL MITIGATION GRANTS

Cumulative Through FY 2024

Project Name	Grantee Name	Amount	Timeframe	Status
Silverwood-Anstine	San Diego Audubon Society	\$34,311	2018-2022	Completed
Anstine-Audubon Nature Preserve Fencing	San Diego Audubon Society	\$48,325	2023-2024	Completed
<b>Total</b>		<b>\$82,636</b>		

### VISTA SENIOR MINI GRANTS

Cumulative Through FY 2024

Project Name	Grantee Name	Award Amount	Timeframe	Status
Senior Transportation Program	Alpha Project	\$587,418	2009-2012	Completed
Alpha Project Senior Trans.	Alpha Project	\$195,000	2014-2015	Completed
Solutions for Seniors on the Go	City of Oceanside	\$400,000	2017-2019	Completed
Mobility/Travel Training	North County Transit District (NCTD)	\$200,065	2009-2011	Completed
Mobility/Travel Training	North County Transit District (NCTD)	\$21,984	2014-2016	Completed
Out and About	Redwood Elderlink	\$156,009	2009-2012	Completed
Out and About	Redwood Elderlink	\$96,908	2012-2013	Completed
Solutions for Seniors on the Go	City of Oceanside	\$198,300	2013-2014	Completed
Solutions for Seniors on the Go	City of Oceanside	\$395,952	2015-2017	Completed
Out and About Senior Transportation Program	City of Vista	\$76,464	2009-2010	Completed
Out and About Senior Transportation Program	City of Vista	\$194,937	2012-2014	Completed
Out and About Senior Transportation Program	City of Vista	\$205,281	2014-2016	Completed
Out and About Senior Transportation Program	City of Vista	\$109,972	2016-2017	Completed
<b>Total</b>		<b>\$2,728,318</b>		

## VISTA SMART GROWTH INCENTIVE GRANTS

Cumulative Through FY 2024

Project Name	Amount	Timeframe	Status
Downtown Specific Plan Update	\$148,383	2014-2015	Completed
Paseo Santa Fe Phase II	\$2,000,000	2015-2019	Completed
Paseo Santa Fe Phase III	\$2,500,000	2019-2021	Completed
<b>Total</b>	<b>\$4,648,383</b>		



# County of San Diego

Since 2008, the County of San Diego has received over \$275.4 million in TransNet funding for local streets and roads projects, active transportation projects, senior and disabled transportation services, and smart growth projects within the County of San Diego.

## TRANSNET IN THE COUNTY SAN DIEGO

Cumulative Through September 2024

Local Streets and Roads Program <sup>1</sup>	\$253,620,327 <sup>2</sup>
Local Jurisdictions Grants Programs	\$21,780,870
<b>Total</b>	<b>\$275,401,197</b>

## Local Streets and Roads Program

San Diego County has received over \$253.6 million in TransNet Local Street Funding as of September 2024. In FY 2024, the County of San Diego had four project scheduled for progress or completion.

## TRANSNET LOCAL STREETS AND ROADS PROGRAM IN THE COUNTY SAN DIEGO FY 2024<sup>3</sup>

In progress or scheduled for completion in FY 2024<sup>4</sup>

Project Name	Project Type	Phase
CNTY86: Roadway	Construction	<b>Design</b>

## Local Jurisdiction Grant Programs

### COUNTY OF SAN DIEGO TRANSNET GRANTS

Cumulative Through FY 2024

TransNet Grant Program	Award
Active Transportation Grant Program (ATGP - Bike/Ped)	\$500,000
Local Environmental Mitigation Program (EMP)	\$10,336,864
Senior Mini Grant Program (SMGP)	\$9,944,006
Smart Growth Incentive Program (SGIP)	\$1,000,000
<b>Total</b>	<b>\$21,780,870</b>

<sup>1</sup>Source: SANDAG TransNet Independent Taxpayer Oversight Committee, Item 5, "Quarterly Reporting: Local Street and Road Balances." Att. 2, *TransNet Extension Quarterly Report*, Nov. 23, 2024

<sup>2</sup>Amount is unaudited. Total is net of program costs.

<sup>3</sup>Source: SANDAG TransNet Independent Taxpayer Oversight Committee, Item 13, "FY 2023 TransNet Local Streets and Roads Program Annual Status Report." Att. 1, *FY 2023 TransNet Local Streets and Roads Program Summary Tables, Example Survey, and Local Agency Submissions*, Jul. 10, 2024

<sup>4</sup>Phase information was provided by city staff reflecting what was expected for FY 24. Reporting verifying actual phase at the end of FY 2024 will not be available until end of FY 2025.

## COUNTY OF SAN DIEGO ACTIVE TRANSPORTATION GRANTS

Cumulative Through FY 2024

Project Name	Amount	Timeframe	Status
Active Transportation Plan	\$500,000	2015-2018	Completed
<b>Total</b>	<b>\$500,000</b>		

## COUNTY OF SAN DIEGO LOCAL ENVIRONMENTAL MITIGATION GRANTS

Cumulative Through FY 2024

Project Name	Grantee Name	Amount	Timeframe	Status
San Pasqual Cactus Wren	City of San Diego	\$200,000	2019-2024	Completed
Lower Otay Reservoir	City of San Diego	\$243,142	2019-2024	Completed
Burrowing Owl	San Diego Zoo Global	\$50,000	2018-2020	Completed
Invasive Species Management	Mission Resource Conservation District	\$183,750	2019-2022	Completed
Silverwood-Anstine	San Diego Audubon Society	\$34,311	2018-2022	Completed
Ramona Grasslands	County of San Diego	\$80,000	2018-2020	Completed
Boulder Creek	San Diego River Park Foundation	\$47,326	2018-2020	Completed
Elfin Forest	The Escondido Creek Conservancy	\$79,853	2018-2020	Completed
Wright's Field	Back Country Land Trust	\$61,000	2018-2020	Completed
Native Seed Bank	Zoological Society of San Diego DBA San Diego Zoo Global	\$492,396	2017-2020	Completed
City and County Vernal Pools	City and County of San Diego	\$264,006	2006-2010	Completed
Lakeside Linkages	County of San Diego	\$70,750	2007-2008	Completed
Wright's Field MSCP Preserve	Back Country Land Trust	\$39,000	2006-2008	Completed
Shinohara Vernal Pools	U.S. Fish and Wildlife Service	\$308,238	2009-2014	Completed
SDNWR Cactus Wren Habitat Enhancement	U.S. Fish and Wildlife Service	\$180,070	2009-2014	Completed
Invasive Control	Mission Resource Conservation District	\$354,300	2009-2013	Completed
San Dieguito River Park Joint Powers Authority	Invasive Species Removal and Habitat Restoration	\$347,090	2009-2013	Completed
City San Diego, Public Utilities Department	Proctor Valley Access Control	\$325,754	2009-2011	Completed
Southwest Wetlands Interpretive Association	Tijuana River Valley Invasive Plant Removal	\$149,437	2009-2010	Completed
United States Geological Survey (USGS)	Southwestern Pond Turtles Restoration	\$151,463	2009-2012	Completed
County San Diego	Salt Creek Cactus Wren Habitat Restoration	\$125,000	2009-2015	Completed
Fallbrook Land Conservancy	Margarita Peak Preserve	\$19,950	2009-2010	Completed
San Pasqual Valley River Restoration Inc.	Herbicidal Treatment of Non-Native Species	\$45,000	2009	Completed

Proctor Valley cRoad ORV Barrier	California Wildlife Foundation	\$393,043	2009-2011	Completed
Wright's Field MSCP Preserve	Back Country Land Trust of San Diego County	\$24,504	2009-2010	Completed
San Diego River Habitat	San Diego River Conservancy	\$527,736	2011-2015	Completed
Daley Preserve	County of San Diego	\$169,180	2011-2012	Completed
Crestridge South Crest	Conservation Biology Institute	\$225,930	2011-2012	Completed
Lusardi Creek	County of San Diego	\$107,060	2011-2015	Completed
South County Grassland	Conservation Biology Institute	\$283,292	2011-2013	Completed
Lakeside Linkage	County of San Diego	\$200,824	2011-2017	Completed
Shinohara Vernal Pools	U.S. Fish and Wildlife Service	\$108,000	2006-2007	Completed
Wright's Field MSCP Preserve	Back Country Land Trust	\$39,000	2006-2008	Completed
Shinohara Vernal Pools	U.S. Fish and Wildlife Service	\$308,238	2009-2014	Completed
SDNWR Cactus Wren Habitat Enhancement	U.S. Fish and Wildlife Service	\$180,070	2009-2014	Completed
Invasive Control	Mission Resource Conservation District	\$354,300	2009-2013	Completed
Invasive Species Removal and Habitat Restoration	San Dieguito River Park Joint Powers Authority	\$347,090	2009-2013	Completed
Proctor Valley Access Control	City San Diego, Public Utilities Department	\$325,754	2009-2011	Completed
Tijuana River Valley Invasive Plant Removal	Southwest Wetlands Interpretive Association	\$149,437	2009-2010	Completed
Southwestern Pond Turtles Restoration	United States Geological Survey (USGS)	\$151,463	2009-2012	Completed
Salt Creek Cactus Wren Habitat Restoration	County San Diego	\$125,000	2009-2015	Completed
Margarita Peak Preserve	Fallbrook Land Conservancy	\$19,950	2009-2010	Completed
Herbicidal Treatment of Non-Native Species	San Pasqual Valley River Restoration Inc.	\$45,000	2009-2009	Completed
Proctor Valley cRoad ORV Barrier	California Wildlife Foundation	\$393,043	2009-2011	Completed
Wright's Field MSCP Preserve	Back Country Land Trust of San Diego County	\$24,504	2009-2010	Completed
San Diego River Habitat	San Diego River Conservancy	\$527,736	2011-2015	Completed
Daley Preserve	County of San Diego	\$169,180	2011-2012	Completed
Crestridge South Crest	Conservation Biology Institute	\$225,930	2011-2012	Completed
Lusardi Creek	County of San Diego	\$107,060	2011-2015	Completed
South County Grassland	Conservation Biology Institute	\$283,292	2011-2013	Completed
Lakeside Linkage	County of San Diego	\$200,824	2011-2017	Completed
Invasive Control Pepper Weed	County of San Diego - San Diego Weed Management Area	\$43,444	2011-2013	Completed
Proctor Valley Vernal Pools	Chaparral Lands Conservancy	\$183,605	2012-2016	Completed
Brachypodium Removal	Conservation Biology Institute	\$233,975	2012-2014	Completed
Tijuana River Valley	Southwest Wetlands Interpretive Association	\$46,800	2012-2012	Completed

Western Pond Turtle	U.S. Geological Society	\$133,264	2012-2014	Completed
SDNWR Golden Eagle	U.S. Fish and Wildlife Service	\$23,865	2012-2014	Completed
Proctor Valley Vehicle Barriers	Chaparral Lands Conservancy	\$155,780	2012-2014	Completed
South County Community Outreach	Earth Discovery Institute	\$103,280	2012-2013	Completed
San Luis Rey and Santa Margarita Watersheds Arundo Re-treatment	Mission Resource Conservation District	\$174,000	2013-2015	Completed
Phase 3 Radio-Encanto Restoration, Maintenance, and Monitoring	Groundwork San Diego - Chollas Creek	\$100,316	2013-2015	Completed
South County Grasslands Phase 2	Conservation Biology Institute	\$272,307	2013-2014	Completed
SDNWR: (Shinohara) Vernal Pool Invasive Weed Treatment	U.S. Fish and Wildlife Service	\$95,400	2013-2015	Completed
Sycamore Canyon and Goodan Ranch Invasive Removal and Habitat Restoration	County of San Diego	\$157,977	2013-2015	Completed
Dehesa nolina and Dudleya	Conservation Biology Institute	\$114,810	2013-2016	Completed
San Diego thornmint and Quino Checkerspot Butterfly	Back Country Land Trust	\$108,540	2013-2016	Completed
Cactus wren	Otay Water District	\$88,840	2013-2016	Completed
South San Diego County Community Outreach and Habitat Stewardship	Earth Discovery Institute	\$164,650	2013-2014	Completed
Cactus Wren 2015	Zoological Society	\$230,721	2015-2018	Completed
Otay River Valley Cactus Wren	County of San Diego	\$66,840	2015-2018	Completed
San Luis Rey, Santa Margarita and San Dieguito Watersheds	Mission Resource Conservation District	\$300,000	2015-2018	Completed
Brachypodium Phase 2	Conservation Biology Institute	\$100,000	2015-2017	Completed
San Diego National Wildlife Refuge: Mother Miguel Mountain	U.S. Fish and Wildlife Service	\$21,454	2015-2019	Completed
South San Diego County Community Outreach 3	Earth Discovery Institute	\$159,500	2015-2016	Completed
Proctor Valley OHV Barrier	California Department of Fish and Wildlife	\$50,000	2017-2018	Completed
Quino Habitat Restoration	County of San Diego - Department of Parks and Recreation	\$44,000	2017-2019	Completed
Cactus Wren 2017	County of San Diego - Department of Parks and Recreation	\$8,855	2017-2017	Completed

Bernardo Bay Cactus Wren	City of San Diego - Public Utilities Department	\$50,000	2017-2018	Completed
Riparian Restoration and Arundo Removal	Lakeside's River Park Conservancy	\$48,895	2017-2018	Completed
Pallid Bat	Living Coast Discovery Center	\$15,810	2017-2017	Completed
Silverwood Wildlife Sanctuary	San Diego Audubon Society	\$36,301	2017-2019	Completed
San Diego River Channel	Lakeside's River Park Conservancy	\$49,530	2017-2018	Completed
Otay Mesa Rare Plants	Chaparral Lands Conservancy	\$141,319	2017-2022	Completed
San Diego Thornmint Restoration	Mission Trails Regional Park Foundation	\$72,265	2017-2020	Completed
Otay Ranch Preserve Enhancement	County of San Diego	\$80,000	2023-2024	Open
El Monte Preserve Bat Hotel	Earth Discovery Institute	\$77,840	2023-2024	Completed
San Miguel HMA Perimeter Fencing Restoration	Otay Water District	\$78,594	2023-2024	Open
Ramona Grasslands and Boulder Oaks Preserve Bullfrog Eradication	County of San Diego	\$223,668	2023-2025	Open
Safari Park Biodiversity Reserve (SPBDR) Stinknet Removal II	Zoological Society of San Diego d/b/a San Diego Zoo Wildlife Alliance	\$226,302	2023-2027	Open

## COUNTY OF SAN DIEGO SENIOR MINI GRANTS

Cumulative Through FY 2024

Project Name	Grantee Name	Award Amount	Timeframe	Status
RideFACT	Facilitating Access to Coordinated Transportation (FACT)	\$125,280	2009-2012	Completed
MedRide	Facilitating Access to Coordinated Transportation (FACT)	\$400,000	2013-2014	Completed
Mobility Management Project	Facilitating Access to Coordinated Transportation (FACT)	\$56,000	2013-2014	Completed
Vehicle Procurement	Facilitating Access to Coordinated Transportation (FACT)	\$9,000	2015-2020	Completed
Sustain RideFACT Brokerage and Mobility Management Services	Facilitating Access to Coordinated Transportation (FACT)	\$93,505	2014-2015	Completed
RideFACT	Facilitating Access to Coordinated Transportation (FACT)	\$123,708	2015-2016	Completed

MedRide	Facilitating Access to Coordinated Transportation (FACT)	\$400,000	2015-2018	Completed
MedRide	Facilitating Access to Coordinated Transportation (FACT)	\$285,151	2015-2017	Completed
Vehicle Procurement	Facilitating Access to Coordinated Transportation (FACT)	\$60,000	2017-2024	Completed
CTSA	Facilitating Access to Coordinated Transportation (FACT)	\$200,000	2017-2019	Completed
Expansion of Brokerage of Multi-Jurisdictional Transportation	Facilitating Access to Coordinated Transportation (FACT)	\$400,000	2017-2019	Completed
RideFACT	Facilitating Access to Coordinated Transportation (FACT)	\$400,000	2018-2020	Completed
CTSA Services	Facilitating Access to Coordinated Transportation (FACT)	\$200,000	2019-2022	Completed
Brokerage Management	Facilitating Access to Coordinated Transportation (FACT)	\$400,000	2019-2022	Completed
RideFACT	Facilitating Access to Coordinated Transportation (FACT)	\$400,000	2019-2021	Completed
Mobility Management Services	Facilitating Access to Coordinated Transportation (FACT)	\$820,750	2022-2024	Completed
RideFACT	Facilitating Access to Coordinated Transportation (FACT)	\$400,000	2021-2023	Completed
CTSA Services	Facilitating Access to Coordinated Transportation (FACT)	\$790,758	2024-2026	Open
North County Inland and Eastern Rides & Smiles	Jewish Family Service	\$400,000	2014-2016	Completed
Northern San Diego Rides & Smiles	Jewish Family Service	\$306,072	2013-2015	Completed
OTG Eastern San Diego	Jewish Family Service	\$312,034	2018-2020	Completed
OTG Eastern San Diego	Jewish Family Service	\$336,364	2020-2022	Completed
Out and About Peninsula Senior Transportation Program	Peninsula Shepherd Center	\$73,196	2022-2024	Completed
Senior Nutrition Program	Redwood Elderlink	\$29,700	2012-2012	Completed
Senior Ride	Travelers Aid Society of San Diego	\$290,299	2009-2011	Completed
SenioRide	Travelers Aid Society of San Diego	\$220,297	2012-2014	Completed
SenioRide	Travelers Aid Society of San Diego	\$229,322	2014-2016	Completed
SenioRide	Travelers Aid Society of San Diego	\$198,535	2016-2017	Completed

SenioRide	Travelers Aid Society of San Diego	\$398,535	2017-2019	Completed
RIDEFinder	Travelers Aid Society of San Diego	\$85,500	2019-2021	Completed
SenioRide	Travelers Aid Society of San Diego	\$400,000	2019-2021	Completed
RIDEFinder	Travelers Aid Society of San Diego	\$100,000	2021-2023	Completed
SenioRide	Travelers Aid Society of San Diego	\$500,000	2021-2023	Completed
SenioRide	Travelers Aid Society of San Diego	\$500,000	2023-2025	Open
<b>Total</b>		<b>\$9,944,006</b>		

### COUNTY OF SAN DIEGO SMART GROWTH INCENTIVE GRANTS

*Cumulative Through FY 2024*

Project Name	Amount	Timeframe	Status
Casa De Oro - Campo Road Specific Plan	\$500,000	2019-2021	Completed
Community Based Transportation Program	\$500,000	2022-2025	Open
<b>Total</b>	<b>\$1,000,000</b>		