



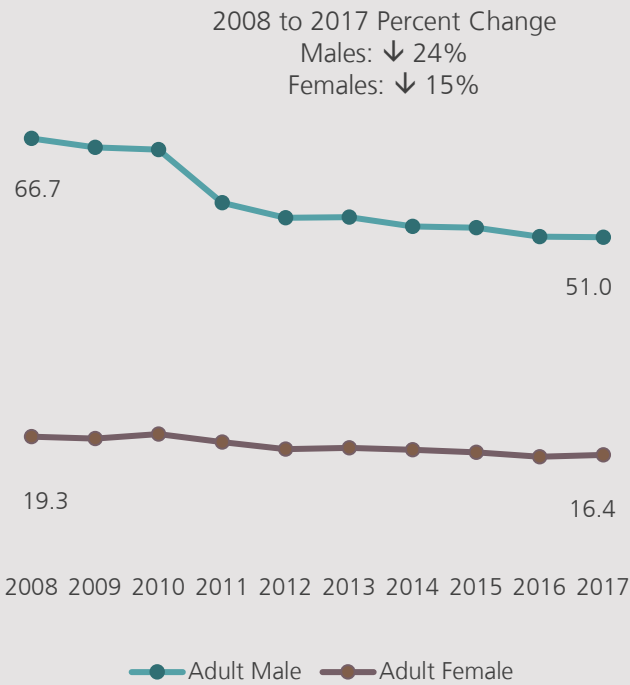
Males and Females: Who is Arrested in San Diego County

With the recent release of its Annual Arrest CJ Bulletin, SANDAG delved deeper into the gender of adults and juveniles arrested in San Diego County over the past ten years to better understand any differences in arrest trends over time by gender, how often males versus females are arrested for different types of crimes, and if any of these patterns differ for adults and juveniles. As noted in the full CJ Bulletin, it is important to remember these statistics reflect the highest or most serious offense an individual is arrested for.

Highlight 1

While males account for the vast majority of adult arrests (3 in every 4), since 2008, the arrest rate for adult males has fallen to a greater degree (-24%) than for adult females (-15%). As a result, in 2008, 77 percent of adult arrests were of males and in 2017, adult males represented 75 percent. On an average day in 2017, 172 adult males were arrested compared to 56 adult females.

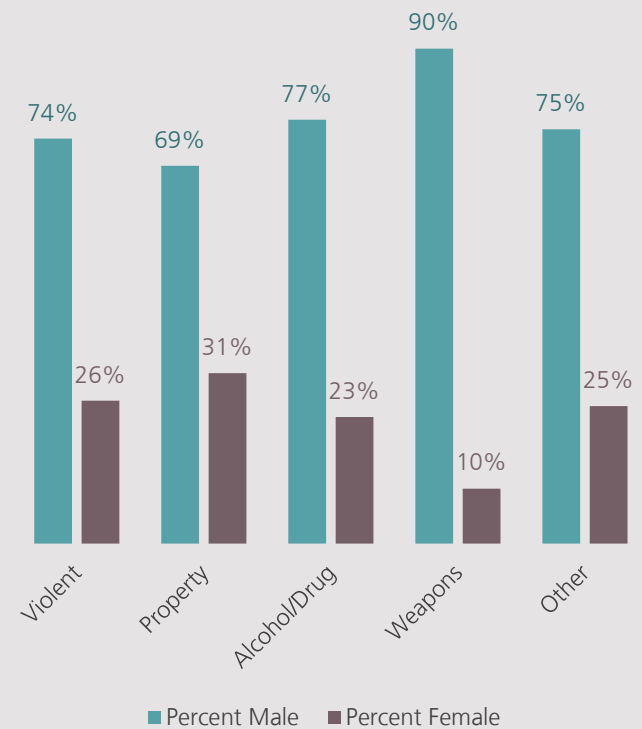
Adult arrest rate (per 1,000 population) in the San Diego Region by gender, 2008-2017



Highlight 2

While females represented 1 in every 4 adult arrests in 2017 overall, there was variation across the arrest categories, with adult females comprising 31 percent of property-related arrests and only 10 percent of weapons-related arrests.

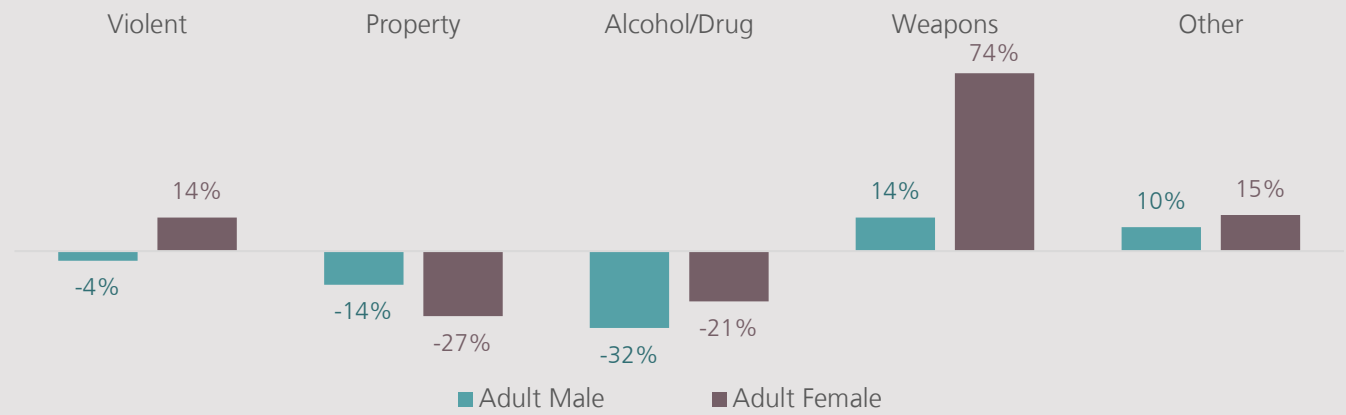
Percent of adult arrests by type and gender, 2017



Highlight 3

Over the past ten years, the number of arrests for property- and alcohol/drug-related offenses declined for both adult males and females, but the decrease was greater in the property category for females and in the alcohol/drug category for males. The number of arrests of adult females increased for violent, weapons, and “other” offenses. In comparison, arrests for adult males were down in the violent category and up in the weapons and “other” category, but to a lesser degree, compared to females. For weapons, it is important to note that males represent 90 percent of weapons-related arrests in 2017 and the large increase shown below for females represents an increase from 93 in 2008 to 162 in 2017.

Percent change in number of arrests 2008 to 2017 by type and gender



Highlight 4

In 2017, 3,423 juvenile males and 1,278 juvenile females were arrested across the San Diego region, which equates to about 1 juvenile arrest for every 19 adult arrests. Since 2008, the arrest rate declined equally for juvenile males and females (-76%), and similar to adults, about 3 in 4 juvenile (73%) arrests were of a male in 2017. For juveniles, with the exception of weapons (14% female), females represented 22 percent (other) to 32 percent (status) of the juvenile arrests by category that were made in 2017.

Percent of juvenile arrests by type and gender

