

**2021 Regional Transportation Improvement Program
Amendment No. 13
San Diego Region (in \$000s)**

Caltrans

MPO ID: CAL09		RTIP #:21-13
Project Title:	Interstate 5 - HOV/Managed Lanes	EA NO: 235800, 2T217, 2T218, 2T35U, 2T257, 2T258, 2T359, 2T170, 2T171, 2T172, 2T210, 2T211, 2T212, 2T358
Project Description:	Interstate 5 - construct High Occupancy Vehicle (HOV)/Managed Lanes on I-5; construct Phase 1: Construct HOV from Lomas Santa Fe to Birmingham and replace San Elijo Bridge; Construct Phase 2: construct HOV lanes and soundwall on private property from Birmingham to Palomar Airport Rd; Construct Phase 3: Construct HOV lanes and soundwalls on private property from Palomar Airport Rd to SR-78. Toll Credits will be used to match federal funds for the PE Phase, ROW phase and for the CON phase	PPNO: 0615CDE, 0615 RTP REF: A-51 (2019) SANDAG ID: 1200511, 1200501, 1200504, 1200510, 1200509
Change Reason:	Revise project description	
RT:5	Capacity Status:CI	Exempt Category:Non-Exempt

Est Total Cost: \$954,293	Open to Traffic: Phase 1: Dec 2021	Phase 2: Dec 2021	Phase 3: Dec 2022								
	TOTAL	PRIOR	20/21	21/22	22/23	23/24	24/25	FUTURE	PE	RW	CON
TransNet - MC	\$168,841	\$136,475	\$1,832	\$17,401	\$6,378	\$3,348	\$3,407		\$122,240	\$36,118	\$10,483
TransNet - MC AC	\$0	\$4,633	\$1,464	\$4,838	\$(10,935)						
CBI	\$416	\$416							\$416		
CMAQ	\$163,308	\$139,975	\$21,034	\$2,299					\$27,721	\$8,800	\$126,787
CMAQ - Conversion	\$10,935				\$10,935				\$350		\$10,585
Earmark Repurposing	\$5,226	\$1,220		\$4,006					\$1,220		\$4,006
IM	\$3,886	\$3,886							\$3,886		
Other Fed - HIP	\$25,654	\$22,940	\$2,714								\$25,654
RSTP	\$102,520	\$102,519							\$48,169	\$10,118	\$44,233
STP	\$751	\$751							\$751		
SB1 - CCP	\$195,000	\$195,000									\$195,000
STIP-RIP AC	\$229,084	\$140,021			\$89,063				\$9,561		\$219,523
STIP-RIP State Cash	\$628	\$628							\$628		
Local Funds	\$1,206		\$1,206								\$1,206
TOTAL	\$907,455	\$748,464	\$28,250	\$28,544	\$95,441	\$3,348	\$3,407		\$214,942	\$55,036	\$637,477

* \$5.324M programmed in CAL46A; \$299K provided outside of the RTIP; \$12.035M programmed in CAL443; \$22.616M programmed in CAL468; \$6.744M programmed in CAL491

PROJECT LAST AMENDED 21-10											
	TOTAL	PRIOR	20/21	21/22	22/23	23/24	24/25	FUTURE	PE	RW	CON
TransNet - MC	\$168,841	\$136,475	\$1,832	\$17,401	\$6,378	\$3,348	\$3,407		\$122,240	\$36,118	\$10,483
TransNet - MC AC	\$0	\$4,633	\$1,464	\$4,838	\$(10,935)						
CBI	\$416	\$416							\$416		
CMAQ	\$163,308	\$139,975	\$21,034	\$2,299					\$27,721	\$8,800	\$126,787
CMAQ - Conversion	\$10,935				\$10,935				\$350		\$10,585
Earmark Repurposing	\$5,226	\$1,220		\$4,006					\$1,220		\$4,006
IM	\$3,886	\$3,886							\$3,886		
Other Fed - HIP	\$25,654	\$22,940	\$2,714								\$25,654
RSTP	\$102,520	\$102,519							\$48,169	\$10,118	\$44,233
STP	\$751	\$751							\$751		
SB1 - CCP	\$195,000	\$195,000									\$195,000
STIP-RIP AC	\$229,084	\$140,021			\$89,063				\$9,561		\$219,523
STIP-RIP State Cash	\$628	\$628							\$628		
Local Funds	\$1,206		\$1,206								\$1,206
TOTAL	\$907,455	\$748,464	\$28,250	\$28,544	\$95,441	\$3,348	\$3,407		\$214,942	\$55,036	\$637,477

**2021 Regional Transportation Improvement Program
Amendment No. 13
San Diego Region (in \$000s)**

Caltrans

MPO ID: CAL38	RTIP #:21-13
Project Title: SR-905 New Freeway	EA NO: 28880, 093160, 43106
Project Description: SR 905 from I-805 to Otay Mesa Port of Entry - construct 6-lane freeway (Phase 1). Toll Credits will be used to match federal funds for the PE and CON phase	PPNO: 0374K RTP REF: A-10 (2007) SANDAG ID: 1390501 EARMARK NO: CA281, CA297, CA612, HPP 2813
Change Reason: Reduce funding, Revise Fund Source, Revise funding between fiscal years	

RT:905 Capacity Status:CI Exempt Category:Non-Exempt
 Est Total Cost: **\$424,831** Open to Traffic: Aug 2012

	TOTAL	PRIOR	20/21	21/22	22/23	23/24	24/25	FUTURE	PE	RW	CON
TransNet - Border	\$1,527	\$1,393	\$(53)	\$(2)	\$184	\$5			\$5	\$195	\$1,327
CBI	\$110,311	\$105,342	\$360	\$4,609					\$360	\$105,342	\$4,609
DEMO - Sec 115	\$3,000	\$3,000								\$3,000	
DEMO - TEA 21	\$40,485	\$40,485								\$40,485	
HPP	\$5,837	\$5,248	\$228	\$361					\$499		\$5,338
Other Fed - ARRA-STP	\$73,931	\$73,931									\$73,931
STP	\$1,000	\$1,000								\$1,000	
STP - Sec 117	\$1,067	\$1,067									\$1,067
STIP-IIP Interstate	\$100,666	\$100,666							\$12,944	\$28,087	\$59,635
STIP-IIP Prior NHS	\$6,406	\$6,406							\$1,976	\$4	\$4,426
STIP-IIP Prior State Cash	\$12,966	\$12,966							\$7,000	\$5,966	
STIP-IIP State Cash	\$23,296	\$23,296							\$1,933	\$9,176	\$12,187
STIP-RIP Interstate	\$20,974	\$20,974								\$11,912	\$9,062
TCRP	\$23,365	\$23,365								\$23,365	
TOTAL	\$424,831	\$419,139	\$535	\$4,968	\$184	\$5			\$24,717	\$228,532	\$171,582

PROJECT LAST AMENDED 21-08											
	TOTAL	PRIOR	20/21	21/22	22/23	23/24	24/25	FUTURE	PE	RW	CON
TransNet - Border	\$1,583	\$1,394		\$184	\$5				\$5	\$195	\$1,383
CBI	\$110,311	\$105,342	\$360	\$4,609					\$360	\$105,342	\$4,609
DEMO - Sec 115	\$3,000	\$3,000								\$3,000	
DEMO - TEA 21	\$40,485	\$40,485								\$40,485	
HPP	\$5,836	\$5,248	\$228	\$360					\$499		\$5,337
Other Fed - ARRA-STP	\$73,931	\$73,931									\$73,931
STP	\$1,000	\$1,000								\$1,000	
STP - Sec 117	\$1,067	\$1,067									\$1,067
STIP-IIP Interstate	\$100,666	\$100,666							\$12,944	\$28,087	\$59,635
STIP-IIP Prior NHS	\$6,406	\$6,406							\$1,976	\$4	\$4,426
STIP-IIP Prior State Cash	\$12,966	\$12,966							\$7,000	\$5,966	
STIP-IIP State Cash	\$23,296	\$23,296							\$1,933	\$9,176	\$12,187
STIP-RIP Interstate	\$20,974	\$20,974								\$11,912	\$9,062
TCRP	\$23,365	\$23,365								\$23,365	
TOTAL	\$424,886	\$419,140	\$588	\$5,153	\$5				\$24,717	\$228,532	\$171,637

**2021 Regional Transportation Improvement Program
Amendment No. 13
San Diego Region (in \$000s)**

Caltrans

MPO ID: CAL44		RTIP #:21-13									
Project Title:	Grouped Projects for Bridge Rehabilitation and Reconstruction - Highway Bridge Program										
Project Description:	Countywide - projects are consistent with 40 CFR Part 93.126 Exempt Table 2 categories - widen narrow pavements or reconstructing bridges (no additional travel lanes). Toll Credits will be used to match federal funds for the CON phase										
Change Reason:	Listed for Information Only										
	Capacity Status:NCI		Exempt Category:Safety - Non capacity widening or bridge reconstruction								
Est Total Cost: \$202,439											
	TOTAL	PRIOR	20/21	21/22	22/23	23/24	24/25	FUTURE	PE	RW	CON
HBP	\$196,606	\$49,143	\$1,111	\$1,563	\$1,350	\$3,019	\$13,646	\$126,774			\$196,606
Prop 1B - LBSRA	\$2,214							\$2,214			\$2,214
Local Funds	\$3,619	\$3,619									\$3,619
TOTAL	\$202,439	\$52,762	\$1,111	\$1,563	\$1,350	\$3,019	\$13,646	\$128,988			\$202,439

* Local Funds are programmed separately for Cities of Carlsbad, Del Mar, San Diego and San Marcos

PROJECT LAST AMENDED 21-08											
	TOTAL	PRIOR	20/21	21/22	22/23	23/24	24/25	FUTURE	PE	RW	CON
HBP	\$203,468	\$49,143	\$1,111	\$1,563	\$1,350	\$3,241	\$13,646	\$133,414			\$203,468
Prop 1B - LBSRA	\$1,545							\$1,545			\$1,545
Local Funds	\$13,673	\$3,619	\$144	\$30		\$174	\$1,042	\$8,663			\$13,673
TOTAL	\$218,686	\$52,762	\$1,255	\$1,593	\$1,350	\$3,415	\$14,688	\$143,622			\$218,686

MPO ID: CAL46A		RTIP #:21-13									
Project Title:	Grouped Projects for Safety Improvements - SHOPP Mobility Program										
Project Description:	Projects are consistent with 40 CFR Part 93.126 Exempt Tables 2 and Table 3 categories - Railroad/highway crossing, Safer non-Federal-aid system roads, Shoulder improvements, traffic control devices and operating assistance other than signalization projects, Intersection signalization projects at individual intersections, Pavement marking demonstration, Truck climbing lanes outside the urbanized area, Lighting improvements, Emergency truck pullovers										
Change Reason:	Revise Lump Sum List - No Change To Programming										
RT:Var	Capacity Status:NCI		Exempt Category:Safety - Shoulder Improvements								
Est Total Cost: \$62,772											
	TOTAL	PRIOR	20/21	21/22	22/23	23/24	24/25	FUTURE	PE	RW	CON
SHOPP (AC)-Mobility	\$51,964	\$3,883	\$27,469	\$12,665	\$1,044	\$662	\$6,241				\$51,964
SHOPP-SB1-RMRA	\$10,808		\$800	\$1,180	\$8,828						\$10,808
TOTAL	\$62,772	\$3,883	\$28,269	\$13,845	\$9,872	\$662	\$6,241				\$62,772

PROJECT LAST AMENDED 21-10											
	TOTAL	PRIOR	20/21	21/22	22/23	23/24	24/25	FUTURE	PE	RW	CON
SHOPP (AC)-Mobility	\$62,772	\$3,883	\$28,269	\$13,845	\$9,872	\$662	\$6,241				\$62,772
TOTAL	\$62,772	\$3,883	\$28,269	\$13,845	\$9,872	\$662	\$6,241				\$62,772

**2021 Regional Transportation Improvement Program
Amendment No. 13
San Diego Region (in \$000s)**

Caltrans

MPO ID: CAL46D										RTIP #:21-13	
Project Title: Grouped Projects for Bridge Rehabilitation and Reconstruction-SHOPP Program											
Project Description: Projects are consistent with 40 CFR Part 93.126 Exempt Table 2 category - widening narrow pavements or reconstructing bridges (no additional lanes)											
Change Reason: Increase funding											
Capacity Status:NCI Exempt Category:Safety - Non capacity widening or bridge reconstruction											
Est Total Cost: \$56,130											
	TOTAL	PRIOR	20/21	21/22	22/23	23/24	24/25	FUTURE	PE	RW	CON
SHOPP (AC)-Brdg Presrv (HBP)	\$46,927	\$3,707	\$3,347	\$23,371	\$691	\$447	\$7,909	\$7,455			\$46,927
SHOPP-SB1-RMRA	\$9,203			\$1,450	\$7,753						\$9,203
TOTAL	\$56,130	\$3,707	\$3,347	\$24,821	\$8,444	\$447	\$7,909	\$7,455			\$56,130
PROJECT LAST AMENDED 21-10											
	TOTAL	PRIOR	20/21	21/22	22/23	23/24	24/25	FUTURE	PE	RW	CON
SHOPP(AC)-BrdgPres(HBP)	\$46,927	\$3,707	\$3,347	\$23,371	\$691	\$447	\$7,909	\$7,455			\$46,927
TOTAL	\$46,927	\$3,707	\$3,347	\$23,371	\$691	\$447	\$7,909	\$7,455			\$46,927

MPO ID: CAL46E										RTIP #:21-13	
Project Title: Grouped Projects for Pavement Resurfacing and/or Rehabilitation - SHOPP Roadway Preservation Program											
Project Description: Projects are consistent with 40 CFR Part 93.126 Exempt Table 2 categories – pavement resurfacing and/or rehabilitation, emergency relief (23 USC 125), widening narrow pavements or reconstructing bridges (no additional travel lanes)											
Change Reason: Increase funding											
Capacity Status:NCI Exempt Category:Safety - Pavement resurfacing and/or rehabilitation											
Est Total Cost: \$934,178											
	TOTAL	PRIOR	20/21	21/22	22/23	23/24	24/25	FUTURE	PE	RW	CON
SHOPP(AC)-RdwyPresNHS	\$934,178	\$41,512	\$142,956	\$243,052	\$280,810	\$90,122	\$85,929	\$49,797			\$934,178
TOTAL	\$934,178	\$41,512	\$142,956	\$243,052	\$280,810	\$90,122	\$85,929	\$49,797			\$934,178
PROJECT LAST AMENDED 21-12											
	TOTAL	PRIOR	20/21	21/22	22/23	23/24	24/25	FUTURE	PE	RW	CON
SHOPP(AC)-RdwyPresNHS	\$925,478	\$41,512	\$142,956	\$243,052	\$272,110	\$90,122	\$85,929	\$49,797			\$925,478
TOTAL	\$925,478	\$41,512	\$142,956	\$243,052	\$272,110	\$90,122	\$85,929	\$49,797			\$925,478

**2021 Regional Transportation Improvement Program
Amendment No. 13
San Diego Region (in \$000s)**

Caltrans

MPO ID: CAL68	RTIP #:21-13
Project Title: SR 94/125 Interchange and Arterial Operational Improvements Project Description: Interchange on SR 94 Milepost begins at 10.3 ends at 11.8 (1.5 miles), Interchange on SR 125 Milepost begins at 13.4 ends at 15.7 (2.3 miles) - In San Diego County in and near near La Mesa SR 94 from Spring Street Undercrossing to Kenwood Drive Undercrossing and on SR 125 from Spring Street Undercrossing to 0.1 mile north of Murray Drive Undercrossing. Construct southbound Route 125 to eastbound SR 94 freeway connector ramp. Change Reason: Increase funding, Revise project description	EA NO: 14665 PPNO: 0356 RTP REF: CC108; T-3 (2021) SANDAG ID: 1212501

RT:94 Capacity Status:CI Exempt Category:Non-Exempt
 Est Total Cost: **\$34,240** Open to Traffic: Dec 2026

	TOTAL	PRIOR	20/21	21/22	22/23	23/24	24/25	FUTURE	PE	RW	CON
TransNet - MC	\$3,914	\$1,835	\$2	\$1,575	\$434	\$67			\$2,053	\$1,861	
RSTP	\$6,000		\$4,000	\$2,000					\$1,673	\$4,327	
SB1 - LPP Formula	\$4,000		\$4,000							\$4,000	
STIP-RIP AC	\$13,948	\$7,948			\$6,000				\$13,948		
State Cash	\$26	\$26								\$26	
TCRP	\$6,352	\$6,352							\$5,000	\$1,352	
TOTAL	\$34,240	\$16,161	\$8,002	\$3,575	\$6,434	\$67			\$22,674	\$11,566	

PROJECT LAST AMENDED 21-06

	TOTAL	PRIOR	20/21	21/22	22/23	23/24	24/25	FUTURE	PE	RW	CON
TransNet - MC	\$5,914	\$1,835	\$2,413	\$1,373	\$293				\$3,726	\$2,188	
RSTP	\$6,000		\$4,000	\$2,000					\$2,000	\$4,000	
SB1 - LPP Formula	\$4,000		\$4,000							\$4,000	
STIP-RIP AC	\$7,948	\$7,948							\$7,948		
State Cash	\$26	\$26								\$26	
TCRP	\$6,352	\$6,352							\$5,000	\$1,352	
TOTAL	\$30,240	\$16,161	\$10,413	\$3,373	\$293				\$18,674	\$11,566	

**2021 Regional Transportation Improvement Program
Amendment No. 13
San Diego Region (in \$000s)**

Caltrans

MPO ID: CAL78B		RTIP #:21-13
Project Title:	I-805 HOV/Managed Lanes - North	EA NO: 08163, 2T200,2T330
Project Description:	On I-805 from the I-805/SR 52 to Sorrento Valley on SR 52 at the I-805/SR 52 separation - preliminary engineering for construction of managed lanes; design and construct Phase 1 - one High Occupancy Vehicle (HOV) lane in the median in each direction including the south facing Direct Access Ramps at Carroll Canyon Rd. Phase 1 Post Miles 23.7-27.6	PPNO: 0732 RTP REF: A-51 (2019) SANDAG ID: 1280503, 1280511
Change Reason:	Revise funding between fiscal years	
RT:805	Capacity Status:CI	Exempt Category:Non-Exempt

Est Total Cost: \$125,572		Open to Traffic: Sep 2016									
	TOTAL	PRIOR	20/21	21/22	22/23	23/24	24/25	FUTURE	PE	RW	CON
TransNet - MC	\$19,931	\$13,747	\$42	\$3,519	\$978	\$885	\$760		\$11,932	\$515	\$7,484
CMAQ	\$61,870	\$61,870							\$1,000		\$60,870
RSTP	\$1,775	\$1,775							\$1,775		
Prop 1B - CMIA	\$40,638	\$40,638									\$40,638
Prop 1B - SLPP	\$1,358	\$1,358									\$1,358
TOTAL	\$125,572	\$119,388	\$42	\$3,519	\$978	\$885	\$760		\$14,707	\$515	\$110,350

PROJECT LAST AMENDED 21-06											
	TOTAL	PRIOR	20/21	21/22	22/23	23/24	24/25	FUTURE	PE	RW	CON
TransNet - MC	\$19,931	\$13,747	\$3,492	\$1,129	\$1,563				\$11,932	\$515	\$7,484
CMAQ	\$61,870	\$61,870							\$1,000		\$60,870
RSTP	\$1,775	\$1,775							\$1,775		
Prop 1B - CMIA	\$40,638	\$40,638									\$40,638
Prop 1B - SLPP	\$1,358	\$1,358									\$1,358
TOTAL	\$125,572	\$119,388	\$3,492	\$1,129	\$1,563				\$14,707	\$515	\$110,350

MPO ID: CAL502		RTIP #:21-13
Project Title:	I-805 North Construct Operational Improvements	EA NO: 43039
Project Description:	I-805 from Just South of Governor Drive to Just North of Governor Drive Milepost begins at 24 ends at 25 (1 miles) - along I-805 from SR-52 to Nobel Drive. Construct one northbound (.5 miles) and one southbound (.4 miles) auxiliary lane	PPNO: 1285 RTP REF: CC114 (2021) SANDAG ID: 1280516
Change Reason:	Increase funding, Revise Fund Source	
RT:805	Capacity Status:NCI	Exempt Category:Safety - Hazard elimination program

Est Total Cost: \$40,472											
	TOTAL	PRIOR	20/21	21/22	22/23	23/24	24/25	FUTURE	PE	RW	CON
TransNet - MC	\$42	\$7	\$11	\$14	\$10				\$42		
SHOPP (AC)-Mobility	\$23,505							\$23,505			\$23,505
STIP-RIP AC	\$4,200	\$4,200							\$4,200		
TOTAL	\$27,747	\$4,207	\$11	\$14	\$10			\$23,505	\$4,242		\$23,505

PROJECT LAST AMENDED 21-06											
	TOTAL	PRIOR	20/21	21/22	22/23	23/24	24/25	FUTURE	PE	RW	CON
TransNet - MC	\$42	\$7	\$33	\$2					\$42		
STIP-RIP AC	\$4,200	\$4,200							\$4,200		
TOTAL	\$4,242	\$4,207	\$33	\$2					\$4,242		

**2021 Regional Transportation Improvement Program
Amendment No. 13
San Diego Region (in \$000s)**

North County Transit District

MPO ID: NCTD02	RTIP #:21-13
Project Title: Preventive Maintenance	
Project Description: NCTD service area - This project funds preventive maintenance for the District bus fixed route, paratransit, rail, facilities, maintenance of way and signals.	
Change Reason: Increase funding, Revise Fund Source	
Capacity Status:NCI Exempt Category:Mass Transit - Transit operating assistance	

Est Total Cost: **\$176,449**

	TOTAL	PRIOR	20/21	21/22	22/23	23/24	24/25	FUTURE	PE	RW	CON
FTA 5307	\$90,197		\$3,440	\$22,904	\$18,653	\$19,483	\$25,716		\$90,197		
FTA 5337	\$56,247		\$4,994	\$8,259	\$12,151	\$14,219	\$16,625		\$56,247		
FTA 5339	\$2,112				\$45	\$941	\$1,127		\$2,112		
SB1 - SGR	\$7,259			\$1,780	\$1,826	\$1,826	\$1,826		\$7,259		
SB1 - SRA Commuter	\$792					\$396	\$396		\$792		
SB1 - TIRCP	\$765				\$765				\$765		
TDA	\$19,077		\$2,433	\$4,331		\$5,875	\$6,439		\$19,077		
TOTAL	\$176,449		\$10,867	\$37,274	\$33,440	\$42,740	\$52,129		\$176,449		

PROJECT LAST AMENDED 21-11

	TOTAL	PRIOR	20/21	21/22	22/23	23/24	24/25	FUTURE	PE	RW	CON
FTA 5307	\$68,971		\$3,440	\$17,879	\$13,313	\$14,290	\$20,049		\$68,971		
FTA 5337	\$35,410		\$4,994	\$2,055	\$7,880	\$9,935	\$10,545		\$35,410		
FTA 5339	\$2,074				\$45	\$941	\$1,089		\$2,074		
SB1 - SGR	\$7,259			\$1,780	\$1,826	\$1,826	\$1,826		\$7,259		
SB1 - SRA Commuter	\$3,319					\$396	\$2,923		\$3,319		
TDA	\$18,386		\$2,433	\$4,331	\$3,483	\$4,069	\$4,069		\$18,386		
TOTAL	\$135,419		\$10,867	\$26,045	\$26,547	\$31,457	\$40,501		\$135,419		

**2021 Regional Transportation Improvement Program
Amendment No. 13
San Diego Region (in \$000s)**

North County Transit District

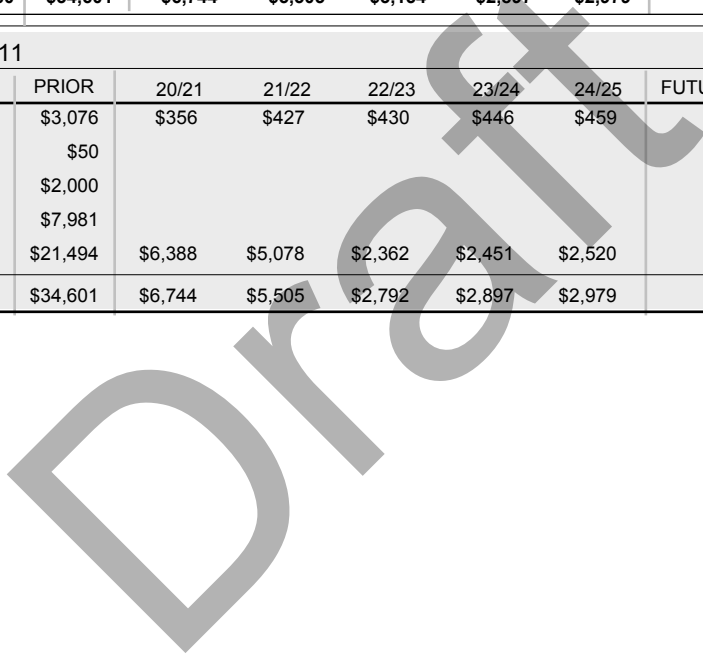
MPO ID: NCTD03	RTIP #:21-13
Project Title: ADA Paratransit Services	
Project Description: NCTD service area - This project supports the operations of the District ADA/paratransit services.	
Change Reason: Increase funding	
Capacity Status: NCI	Exempt Category: Mass Transit - Transit operating assistance

Est Total Cost: **\$55,880**

	TOTAL	PRIOR	20/21	21/22	22/23	23/24	24/25	FUTURE	PE	RW	CON
TransNet - ADA	\$5,250	\$3,076	\$356	\$427	\$486	\$446	\$459		\$5,250		
TransNet - ADA Carryover	\$50	\$50							\$50		
FTA 5307	\$2,000	\$2,000							\$2,000		
Local Funds	\$7,981	\$7,981							\$7,981		
TDA	\$40,599	\$21,494	\$6,388	\$5,078	\$2,668	\$2,451	\$2,520		\$40,599		
TOTAL	\$55,880	\$34,601	\$6,744	\$5,505	\$3,154	\$2,897	\$2,979		\$55,880		

PROJECT LAST AMENDED 21-11

	TOTAL	PRIOR	20/21	21/22	22/23	23/24	24/25	FUTURE	PE	RW	CON
TransNet - ADA	\$5,194	\$3,076	\$356	\$427	\$430	\$446	\$459		\$5,194		
TransNet - ADA Carryover	\$50	\$50							\$50		
FTA 5307	\$2,000	\$2,000							\$2,000		
Local Funds	\$7,981	\$7,981							\$7,981		
TDA	\$40,293	\$21,494	\$6,388	\$5,078	\$2,362	\$2,451	\$2,520		\$40,293		
TOTAL	\$55,518	\$34,601	\$6,744	\$5,505	\$2,792	\$2,897	\$2,979		\$55,518		



**2021 Regional Transportation Improvement Program
Amendment No. 13
San Diego Region (in \$000s)**

North County Transit District

MPO ID: NCTD05	RTIP #:21-13
Project Title: Bus Revenue Vehicle Purchases & Related Equipment	
Project Description: NCTD service area - This project funds the programmatic replacement of fixed route buses that have reached the end of their service life, and the programmatic rebuild of fixed route buses engines and transmissions.	
Change Reason: Add new funding source, Revise Fund Source	
Capacity Status: NCI	Exempt Category: Mass Transit - Purchase new buses and rail cars to replace existing vehicles or minor expansions of fleet

Est Total Cost: \$125,567											
	TOTAL	PRIOR	20/21	21/22	22/23	23/24	24/25	FUTURE	PE	RW	CON
TransNet - MC	\$1,509	\$1,509									\$1,509
TransNet - Transit (Cash)	\$1,155	\$1,155									\$1,155
FTA 5307	\$50,398	\$49,010	\$94		\$1,220	\$74					\$50,398
FTA 5309 (Bus)	\$4,622	\$4,622									\$4,622
FTA 5311	\$2,036	\$2,036									\$2,036
FTA 5339	\$15,344	\$7,538	\$470	\$5,270	\$1,200	\$396	\$470				\$15,344
FTA Funds - AR-5311	\$578	\$578									\$578
Other State - LCTOP	\$6,420	\$3,220		\$2,000	\$1,200						\$6,420
SB1 - SGR	\$1,604		\$1,604								\$1,604
STA	\$3,452	\$1,181	\$1,328	\$141	\$117	\$567	\$117				\$3,452
TCRP	\$7,700	\$7,700									\$7,700
Local Funds	\$23,239	\$13,060			\$3,834	\$6,346					\$23,239
TDA	\$7,509	\$7,509									\$7,509
TOTAL	\$125,566	\$99,118	\$3,496	\$7,411	\$7,571	\$7,383	\$587				\$125,566

PROJECT LAST AMENDED 21-11											
	TOTAL	PRIOR	20/21	21/22	22/23	23/24	24/25	FUTURE	PE	RW	CON
TransNet - MC	\$1,509	\$1,509									\$1,509
TransNet - Transit (Cash)	\$1,155	\$1,155									\$1,155
FTA 5307	\$49,104	\$49,010	\$94								\$49,104
FTA 5309 (Bus)	\$4,622	\$4,622									\$4,622
FTA 5311	\$2,036	\$2,036									\$2,036
FTA 5339	\$11,087	\$7,538	\$470	\$470	\$1,670	\$470	\$470				\$11,087
FTA Funds - AR-5311	\$578	\$578									\$578
Other State - LCTOP	\$6,420	\$3,220		\$2,000	\$1,200						\$6,420
SB1 - SGR	\$1,604		\$1,604								\$1,604
STA	\$3,002	\$1,181	\$1,328	\$141	\$117	\$117	\$117				\$3,002
TCRP	\$7,700	\$7,700									\$7,700
Local Funds	\$29,239	\$13,060			\$8,634	\$7,546					\$29,239
TDA	\$7,509	\$7,509									\$7,509
TOTAL	\$125,565	\$99,118	\$3,496	\$2,611	\$11,621	\$8,133	\$587				\$125,565

**2021 Regional Transportation Improvement Program
Amendment No. 13
San Diego Region (in \$000s)**

North County Transit District

MPO ID: NCTD06		RTIP #:21-13
Project Title: Bus/Rail Support Equipment & Facilities		
Project Description: NCTD service area - This project funds District state of good repair projects, including the repair, replacement and upgrade of fixed route and rail operations facilities and equipment, including information technology and fare revenue equipment		
Change Reason: Increase funding, Revise Fund Source		
Capacity Status: NCI	Exempt Category: Mass Transit - Purchase of office, shop and operating equipment for existing facilities	

Est Total Cost: **\$77,334**

	TOTAL	PRIOR	20/21	21/22	22/23	23/24	24/25	FUTURE	PE	RW	CON
FTA 5307	\$34,804	\$22,058	\$8,562	\$2,812	\$972	\$400					\$34,804
FTA 5309 (Bus)	\$332	\$332									\$332
FTA 5337	\$11,534	\$9,512	\$320	\$1,634	\$68						\$11,534
FTA 5339	\$5,534	\$1,694	\$1,381	\$1,307	\$532	\$440	\$180				\$5,534
Federal Disc. - CPF - Transit Infra	\$1,718			\$1,718							\$1,718
Transit Security (TSGP)	\$1,538	\$1,538									\$1,538
SB1 - TIRCP	\$130				\$130						\$130
STA	\$5,671	\$780	\$438	\$2,566	\$1,285	\$393	\$210				\$5,671
Local Funds	\$10,049	\$5,474	\$4,575								\$10,049
TDA	\$6,024	\$6,000			\$24						\$6,024
TOTAL	\$77,334	\$47,388	\$15,276	\$10,037	\$3,011	\$1,233	\$390				\$77,334

PROJECT LAST AMENDED 21-11

	TOTAL	PRIOR	20/21	21/22	22/23	23/24	24/25	FUTURE	PE	RW	CON
FTA 5307	\$32,790	\$22,058	\$8,562	\$2,170							\$32,790
FTA 5309 (Bus)	\$332	\$332									\$332
FTA 5337	\$12,111	\$9,512	\$320	\$1,684			\$596				\$12,111
FTA 5339	\$5,324	\$1,694	\$1,381	\$1,381	\$136	\$440	\$292				\$5,324
Transit Security (TSGP)	\$1,538	\$1,538									\$1,538
SB1 - TIRCP	\$405				\$405						\$405
STA	\$5,329	\$780	\$438	\$2,566	\$1,213	\$110	\$222				\$5,329
Local Funds	\$10,049	\$5,474	\$4,575								\$10,049
TDA	\$6,000	\$6,000									\$6,000
TOTAL	\$73,878	\$47,388	\$15,276	\$7,801	\$1,754	\$550	\$1,110				\$73,878

**2021 Regional Transportation Improvement Program
Amendment No. 13
San Diego Region (in \$000s)**

North County Transit District

MPO ID: NCTD18	RTIP #:21-13
Project Title: Rail-Right-of-Way State of Good Repair & Improvements Project Description: NCTD service area - This project funds various District state of good repair projects and programs for the rail right of way, grade crossing replacement, right-of-way (ROW) drainage improvement, and programmatic replacement of rail ties and rail grinding. This project also funds the bridge replacement projects for BR.257.2, BR 207.6, BR 207.8 and BR 209.9 Change Reason: Reduce funding, Revise Fund Source Capacity Status:NCI Exempt Category:Mass Transit - Track rehabilitation in existing right of way	

Est Total Cost: **\$24,381**

	TOTAL	PRIOR	20/21	21/22	22/23	23/24	24/25	FUTURE	PE	RW	CON
FTA 5307	\$2,261		\$2,261								\$2,261
FTA 5337	\$9,396		\$1,742	\$455	\$4,160	\$2,320	\$720				\$9,396
SB1 - TIRCP	\$11,876		\$3,821	\$1,341	\$2,905	\$2,905	\$905				\$11,876
STA	\$848			\$704	\$44		\$100				\$848
TOTAL	\$24,381		\$7,824	\$2,500	\$7,109	\$5,225	\$1,725				\$24,381

PROJECT LAST AMENDED 21-11

	TOTAL	PRIOR	20/21	21/22	22/23	23/24	24/25	FUTURE	PE	RW	CON
CMAQ	\$12,600					\$12,600					\$12,600
FTA 5307	\$20,257		\$7,761		\$6,736	\$5,759					\$20,257
FTA 5337	\$4,842		\$1,742	\$405	\$2,295	\$400					\$4,842
SB1 - TIRCP	\$13,876		\$3,821	\$1,341	\$2,905	\$2,905	\$2,905				\$13,876
STA	\$848			\$704	\$44		\$100				\$848
TOTAL	\$52,423		\$13,324	\$2,450	\$11,980	\$21,664	\$3,005				\$52,423

**2021 Regional Transportation Improvement Program
Amendment No. 13
San Diego Region (in \$000s)**

North County Transit District

MPO ID: NCTD20	RTIP #:21-13
Project Title:	Rail Vehicles & Related Equipment
Project Description:	NCTD service area - This project funds the District state of good repair projects and programs replacing, repairing and rehabilitating the District COASTER and SPRINTER rail fleets, which includes the purchase of replacement locomotives, and Diesel Multiple Unit (DMU) rehabilitation and component overhauls.
Change Reason:	Reduce funding, Revise Fund Source
Capacity Status:	NCI
Exempt Category:	Mass Transit - Purchase new buses and rail cars to replace existing vehicles or minor expansions of fleet

Est Total Cost: **\$53,135**

	TOTAL	PRIOR	20/21	21/22	22/23	23/24	24/25	FUTURE	PE	RW	CON
<i>TransNet - MC</i>	\$13,100					\$13,100					\$13,100
FTA 5307	\$192		\$192								\$192
FTA 5337	\$19,248		\$6,480	\$7,997	\$1,966	\$1,806	\$1,000				\$19,248
SB1 - SRA Commuter	\$13,324		\$3,680	\$3,800	\$3,800		\$2,044				\$13,324
STA	\$5,792		\$338	\$1,177	\$1,613	\$1,281	\$1,383				\$5,792
TDA	\$1,479		\$491		\$988						\$1,479
TOTAL	\$53,135		\$11,181	\$12,974	\$8,367	\$16,187	\$4,427				\$53,135

PROJECT LAST AMENDED 21-11

	TOTAL	PRIOR	20/21	21/22	22/23	23/24	24/25	FUTURE	PE	RW	CON
<i>TransNet - MC</i>	\$13,100					\$13,100					\$13,100
FTA 5307	\$192		\$192								\$192
FTA 5337	\$19,248		\$6,480	\$7,997	\$1,966	\$1,806	\$1,000				\$19,248
SB1 - SRA Commuter	\$17,650		\$3,680	\$3,800	\$3,800	\$3,800	\$2,570				\$17,650
STA	\$6,780		\$338	\$1,177	\$2,602	\$1,281	\$1,383				\$6,780
TDA	\$491		\$491								\$491
TOTAL	\$57,461		\$11,181	\$12,974	\$8,368	\$19,987	\$4,953				\$57,461

**2021 Regional Transportation Improvement Program
Amendment No. 13
San Diego Region (in \$000s)**

North County Transit District

MPO ID: NCTD34	RTIP #:21-13
Project Title: Transit Service Operating Support	
Project Description: NCTD service area - This project funds operating costs for existing fixed route and rail transit service, including rural services.	
Change Reason: Reduce funding, Revise funding between fiscal years	
Capacity Status:NCI Exempt Category:Mass Transit - Transit operating assistance	

Est Total Cost: \$343,262											
	TOTAL	PRIOR	20/21	21/22	22/23	23/24	24/25	FUTURE	PE	RW	CON
TransNet - BRT/Rail Ops	\$31,073				\$7,305	\$11,707	\$12,062		\$31,073		
TransNet - TSI	\$72,722		\$11,725	\$14,139	\$16,416	\$14,974	\$15,468		\$72,722		
FTA 5311	\$3,038		\$484	\$629	\$642	\$642	\$642		\$3,038		
Other State - LCTOP	\$2,400					\$1,200	\$1,200		\$2,400		
SB1 - SRA Commuter	\$1,460						\$1,460		\$1,460		
STA	\$37,590		\$7,701	\$3,734	\$8,030	\$8,847	\$9,278		\$37,590		
TDA	\$194,979		\$26,912	\$35,785	\$49,848	\$40,839	\$41,594		\$194,979		
TOTAL	\$343,262		\$46,822	\$54,287	\$82,241	\$78,209	\$81,704		\$343,262		

PROJECT LAST AMENDED 21-11											
	TOTAL	PRIOR	20/21	21/22	22/23	23/24	24/25	FUTURE	PE	RW	CON
TransNet - BRT/Rail Ops	\$41,373				\$9,758	\$15,552	\$16,063		\$41,373		
TransNet - TSI	\$70,625		\$11,725	\$14,139	\$14,319	\$14,974	\$15,468		\$70,625		
FTA 5311	\$2,731		\$484	\$629	\$642	\$488	\$488		\$2,731		
Other State - LCTOP	\$2,400					\$1,200	\$1,200		\$2,400		
SB1 - SRA Commuter	\$934						\$934		\$934		
STA	\$37,486		\$7,701	\$3,734	\$7,017	\$9,656	\$9,378		\$37,486		
TDA	\$191,777		\$26,912	\$35,785	\$41,875	\$43,242	\$43,964		\$191,777		
TOTAL	\$347,326		\$46,822	\$54,287	\$73,611	\$85,112	\$87,495		\$347,326		

**2021 Regional Transportation Improvement Program
Amendment No. 13
San Diego Region (in \$000s)**

San Diego Association of Governments

COMPLETED

MPO ID: SAN04		RTIP #:21-13
Project Title:	I-15 FasTrak®	RTP REF: A-5
Project Description:	From SR 163 to SR 78 - expansion of FastTrak® system on I-15 in San Diego and Escondido to include electronic tolling equipment, operating system, toll operations office and customer service center	SANDAG ID: 1201504, 33104
Change Reason:	Complete project	
RT:15	Capacity Status:NCI	Exempt Category:Safety - Non signalization traffic control and operating

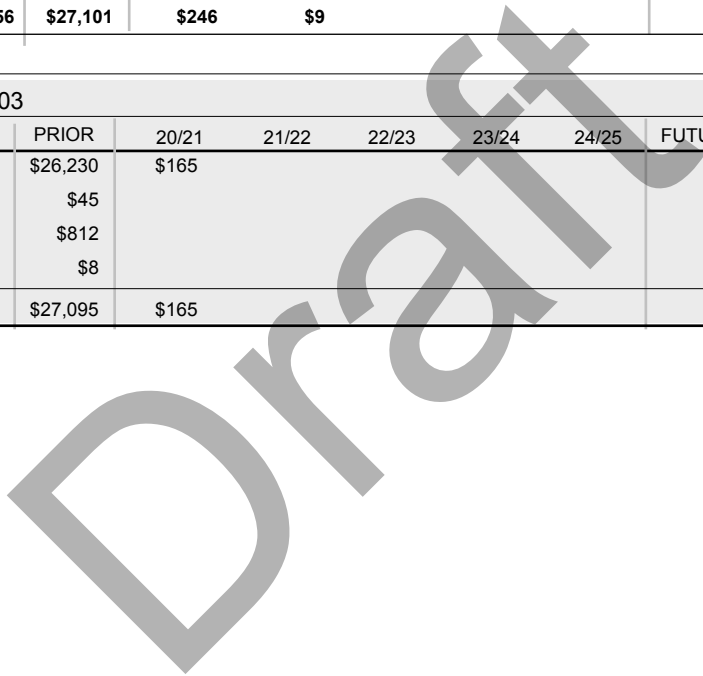
Est Total Cost: **\$27,356**

	TOTAL	PRIOR	20/21	21/22	22/23	23/24	24/25	FUTURE	PE	RW	CON
TransNet - MC	\$26,491	\$26,236	\$246	\$9					\$6,038		\$20,453
Value Pricing Program	\$45	\$45							\$45		
FSP	\$812	\$812									\$812
Local Funds	\$8	\$8									\$8
TOTAL	\$27,356	\$27,101	\$246	\$9					\$6,083		\$21,273

* \$127K paid towards OWP 33104

PROJECT LAST AMENDED 21-03

	TOTAL	PRIOR	20/21	21/22	22/23	23/24	24/25	FUTURE	PE	RW	CON
TransNet - MC	\$26,395	\$26,230	\$165						\$6,038		\$20,357
Value Pricing Program	\$45	\$45							\$45		
FSP	\$812	\$812									\$812
Local Funds	\$8	\$8									\$8
TOTAL	\$27,260	\$27,095	\$165						\$6,083		\$21,177



**2021 Regional Transportation Improvement Program
Amendment No. 13
San Diego Region (in \$000s)**

San Diego Association of Governments

MPO ID: SAN40		RTIP #:21-13
Project Title:	Metropolitan Planning	SANDAG ID:
Project Description:	Countywide - ongoing regional transportation planning as well as administrative oversight for various <i>TransNet</i> and FTA-funded programs. Toll Credits will be used to match federal funds for the PE phase	31020,33201,33203,23000,31007,35040,33107
Change Reason:	Increase funding	
Capacity Status:	NCI	Exempt Category: Other - Non construction related activities

Est Total Cost: **\$80,131**

	TOTAL	PRIOR	20/21	21/22	22/23	23/24	24/25	FUTURE	PE	RW	CON
<i>TransNet</i> - BPNS	\$661	\$483	\$97	\$82					\$661		
<i>TransNet</i> - MC	\$395	\$395							\$395		
<i>TransNet</i> - SGIP	\$661	\$483	\$97	\$82					\$661		
<i>TransNet</i> - SS	\$564	\$395	\$69	\$100					\$564		
CBI	\$250	\$250							\$250		
FTA 5307	\$60,865	\$34,619	\$4,968	\$4,968	\$6,373	\$4,968	\$4,968		\$60,865		
FTA 5309TOD	\$239	\$239							\$239		
FTA 5310	\$442	\$442							\$442		
ITS	\$231	\$231							\$231		
RSTP	\$991	\$991							\$991		
Local Funds	\$14,133	\$7,922	\$1,242	\$1,242	\$1,242	\$1,242	\$1,242		\$14,133		
TDA	\$699				\$273	\$213	\$213		\$699		
TOTAL	\$80,131	\$46,450	\$6,473	\$6,474	\$7,888	\$6,423	\$6,423		\$80,131		

PROJECT LAST AMENDED 21-11

	TOTAL	PRIOR	20/21	21/22	22/23	23/24	24/25	FUTURE	PE	RW	CON
<i>TransNet</i> - BPNS	\$675	\$483	\$111	\$82					\$675		
<i>TransNet</i> - MC	\$395	\$395							\$395		
<i>TransNet</i> - SGIP	\$675	\$483	\$111	\$82					\$675		
<i>TransNet</i> - SS	\$564	\$395	\$69	\$100					\$564		
CBI	\$250	\$250							\$250		
FTA 5307	\$59,461	\$34,619	\$4,968	\$4,968	\$4,968	\$4,968	\$4,968		\$59,461		
FTA 5309TOD	\$239	\$239							\$239		
FTA 5310	\$442	\$442							\$442		
ITS	\$231	\$231							\$231		
RSTP	\$991	\$991							\$991		
Local Funds	\$14,133	\$7,922	\$1,242	\$1,242	\$1,242	\$1,242	\$1,242		\$14,133		
TDA	\$639				\$213	\$213	\$213		\$639		
TOTAL	\$78,695	\$46,450	\$6,501	\$6,474	\$6,423	\$6,423	\$6,423		\$78,695		

**2021 Regional Transportation Improvement Program
Amendment No. 13
San Diego Region (in \$000s)**

San Diego Association of Governments

MPO ID: SAN66		RTIP #:21-13
Project Title:	Grouped Projects for Rehabilitation or Reconstruction of Track Structures, Track, and Trackbed in Existing Rights-of-Way: Blue Line Corridor	SANDAG ID: 1210021, 1210040
Project Description:	Projects are consistent with 40 CFR Part 93.126 Exempt Tables 2 and 3 categories - rehabilitation or reconstruction of track structures, track and trackbed in existing rights-of-way (non-capacity increasing)	
Change Reason:	Reduce funding	
Capacity Status:	NCI	
Exempt Category:	Mass Transit - Reconstruction or renovation of transit structures	

Est Total Cost: **\$30,205**

	TOTAL	PRIOR	20/21	21/22	22/23	23/24	24/25	FUTURE	PE	RW	CON
TransNet - MC	\$15,789	\$15,378	\$225	\$181	\$4	\$1					\$15,789
FTA Funds - AR-5307	\$2,432	\$2,432									\$2,432
Prop 1B - SLPP	\$4,658	\$4,658									\$4,658
Local Funds	\$7,326	\$7,326									\$7,326
TOTAL	\$30,205	\$29,794	\$225	\$181	\$4	\$1					\$30,205

PROJECT LAST AMENDED 21-03

	TOTAL	PRIOR	20/21	21/22	22/23	23/24	24/25	FUTURE	PE	RW	CON
TransNet - MC	\$15,808	\$15,378	\$263	\$162	\$4	\$1					\$15,808
FTA Funds - AR-5307	\$2,432	\$2,432									\$2,432
Prop 1B - SLPP	\$4,658	\$4,658									\$4,658
Local Funds	\$7,326	\$7,326									\$7,326
TOTAL	\$30,224	\$29,794	\$263	\$162	\$4	\$1					\$30,224

MPO ID: SAN80		RTIP #:21-13
Project Title:	TransNet Major Transit Corridor Operations	SANDAG ID: 1139601-608
Project Description:	Countywide - I-15 BRT, SuperLoop, Mid-City, South Bay BRT, Otay Mesa BRT and Mira Mesa BRT operating and maintenance costs	
Change Reason:	Revise funding between fiscal years	
Capacity Status:	NCI	
Exempt Category:	Mass Transit - Transit operating assistance	

Est Total Cost: **\$110,482**

	TOTAL	PRIOR	20/21	21/22	22/23	23/24	24/25	FUTURE	PE	RW	CON
TransNet - BRT/Rail Ops	\$110,482		\$25,980	\$43,878	\$34,320	\$4,000	\$2,305		\$110,482		
TOTAL	\$110,482		\$25,980	\$43,878	\$34,320	\$4,000	\$2,305		\$110,482		

PROJECT LAST AMENDED 21-00

	TOTAL	PRIOR	20/21	21/22	22/23	23/24	24/25	FUTURE	PE	RW	CON
TransNet - BRT/Rail Ops	\$90,482		\$21,753	\$23,878	\$38,251	\$4,000	\$2,600		\$90,482		
TOTAL	\$90,482		\$21,753	\$23,878	\$38,251	\$4,000	\$2,600		\$90,482		

**2021 Regional Transportation Improvement Program
Amendment No. 13
San Diego Region (in \$000s)**

San Diego Association of Governments

MPO ID: SAN114		RTIP #:21-13
Project Title:	Grouped Projects for Rehabilitation or Reconstruction of Track Structures, Track, and Trackbed in Existing Rights-of-Way: Coastal Rail Corridor	SANDAG ID: 1239805, 1239810, 1239813, 1239813, 1239822, 1239814, 1239815, 1239816, 1239819, 1239821
Project Description:	Projects are consistent with 40 CFR Parts 93.126 and 93.127 Exempt Tables 2 and 3 categories: rehabilitation or reconstruction of track structures, track, and trackbed in existing right-of-way (non-capacity increasing)- from Oceanside to San Diego along the Coastal Rail Corridor; design track improvements	
Change Reason:	Increase funding	
Capacity Status:NCI		Exempt Category:Mass Transit - Track rehabilitation in existing right of way

Est Total Cost: \$180,359

	TOTAL	PRIOR	20/21	21/22	22/23	23/24	24/25	FUTURE	PE	RW	CON
TransNet - MC	\$51,651	\$40,353	\$5,406	\$4,767	\$1,097	\$28					\$51,651
TransNet - MC AC	\$0			\$500	\$(500)						
CMAQ	\$64,154	\$64,154									\$64,154
FTA 5307	\$11,266	\$5,766			\$5,500						\$11,266
FTA 5339	\$2,600	\$2,600									\$2,600
Fed Rail Admin (FRA-PRIIA)	\$7,085	\$7,085									\$7,085
Federal Disc. - CPF - Transit Infra	\$1,000				\$1,000						\$1,000
RSTP	\$28,136	\$28,136									\$28,136
CAP-TRADE	\$4,017	\$4,017									\$4,017
SB1 - LPP Formula	\$4,750	\$4,750									\$4,750
SB1 - TIRCP	\$200				\$200						\$200
Local Funds	\$5,500		\$13	\$4,455	\$1,032						\$5,500
TOTAL	\$180,359	\$156,861	\$5,419	\$9,722	\$8,329	\$28					\$180,359

PROJECT LAST AMENDED 21-08

	TOTAL	PRIOR	20/21	21/22	22/23	23/24	24/25	FUTURE	PE	RW	CON
TransNet - MC	\$50,770	\$40,359	\$6,362	\$3,674	\$375						\$50,770
CMAQ	\$64,154	\$64,154									\$64,154
FTA 5307	\$5,766	\$5,766									\$5,766
FTA 5339	\$2,600	\$2,600									\$2,600
Fed Rail Admin (FRA-PRIIA)	\$7,085	\$7,085									\$7,085
RSTP	\$28,136	\$28,136									\$28,136
CAP-TRADE	\$4,017	\$4,017									\$4,017
SB1 - LPP Formula	\$4,750	\$4,750									\$4,750
Local Funds	\$5,872	\$368	\$17	\$4,455	\$1,032						\$5,872
TOTAL	\$173,150	\$157,235	\$6,379	\$8,129	\$1,407						\$173,150

**2021 Regional Transportation Improvement Program
Amendment No. 13
San Diego Region (in \$000s)**

San Diego Association of Governments

MPO ID: SAN147		RTIP #:21-13
Project Title:	Grouped Projects for Bicycle and Pedestrian Facilities - Bayshore Bikeway	SANDAG ID: 1129900, 1143700, 1223055, 1223056
Project Description:	Projects are consistent with 40 CFR Part 93.126 Exempt Tables 2 and Table 3 categories - Bicycle and pedestrian facilities (both motorized and Non-motorized)	
Change Reason:	Increase funding	
Capacity Status:	NCI	
Exempt Category:	Air Quality - Bicycle and pedestrian facilities	

Est Total Cost: **\$64,309**

	TOTAL	PRIOR	20/21	21/22	22/23	23/24	24/25	FUTURE	PE	RW	CON
TransNet - BPNS	\$26,265	\$10,608	\$1,362	\$1,386	\$1,287	\$8,984	\$2,188	\$452			\$26,265
CRRSAA	\$10,895		\$10,895								\$10,895
RSTP	\$5,683			\$5,683							\$5,683
ATP - R	\$15,165	\$1,280	\$13,885								\$15,165
Coastal Conservancy	\$2,850	\$2,500		\$350							\$2,850
STIP-RIP Prior State Cash	\$7	\$7									\$7
STIP-RIP STP TE	\$1,340	\$1,340									\$1,340
STIP-RIP State Cash	\$37	\$37									\$37
Local Funds	\$80	\$70	\$10								\$80
TDA - Bicycles	\$1,987			\$1,987							\$1,987
TOTAL	\$64,309	\$15,842	\$26,152	\$9,406	\$1,287	\$8,984	\$2,188	\$452			\$64,309

PROJECT LAST AMENDED 21-09

	TOTAL	PRIOR	20/21	21/22	22/23	23/24	24/25	FUTURE	PE	RW	CON
TransNet - BPNS	\$20,151	\$10,608	\$2,066	\$3,042	\$2,717	\$1,694	\$24				\$20,151
CRRSAA	\$10,895		\$10,895								\$10,895
RSTP	\$5,683			\$5,683							\$5,683
ATP - R	\$15,165	\$1,280	\$13,885								\$15,165
Coastal Conservancy	\$2,500	\$2,500									\$2,500
STIP-RIP Prior State Cash	\$7	\$7									\$7
STIP-RIP STP TE	\$1,340	\$1,340									\$1,340
STIP-RIP State Cash	\$37	\$37									\$37
Local Funds	\$80	\$70	\$10								\$80
TOTAL	\$55,858	\$15,842	\$26,856	\$8,725	\$2,717	\$1,694	\$24				\$55,858

**2021 Regional Transportation Improvement Program
Amendment No. 13
San Diego Region (in \$000s)**

San Diego Association of Governments

MPO ID: SAN148		RTIP #:21-13
Project Title:	Grouped Projects for Bicycle and Pedestrian Facilities - Coastal Rail Trail	SANDAG ID: 1223016, 1223017, 3301100
Project Description:	Projects are consistent with 40 CFR Part 93.126 Exempt Table 2 categories - bicycle and pedestrian facilities (both motorized and non-motorized)	
Change Reason:	Reduce funding	
Capacity Status:	NCI	
Exempt Category:	Air Quality - Bicycle and pedestrian facilities	

Est Total Cost: **\$37,816**

	TOTAL	PRIOR	20/21	21/22	22/23	23/24	24/25	FUTURE	PE	RW	CON
<i>TransNet</i> - BPNS	\$31,817	\$25,425	\$4,295	\$2,002	\$50	\$45					\$31,817
ATP - R	\$1,025	\$1,025									\$1,025
STIP-RIP STP TE	\$587	\$587									\$587
STIP-RIP State Cash	\$47	\$47									\$47
Local Funds	\$219	\$219									\$219
TDA - Bicycles	\$4,121	\$4,121									\$4,121
TOTAL	\$37,816	\$31,424	\$4,295	\$2,002	\$50	\$45					\$37,816

PROJECT LAST AMENDED 21-06

	TOTAL	PRIOR	20/21	21/22	22/23	23/24	24/25	FUTURE	PE	RW	CON
<i>TransNet</i> - BPNS	\$33,420	\$25,425	\$7,608	\$292	\$50	\$45					\$33,420
ATP - R	\$1,025	\$1,025									\$1,025
STIP-RIP STP TE	\$587	\$587									\$587
STIP-RIP State Cash	\$47	\$47									\$47
Local Funds	\$219	\$219									\$219
TDA - Bicycles	\$4,121	\$4,121									\$4,121
TOTAL	\$39,419	\$31,424	\$7,608	\$292	\$50	\$45					\$39,419

**2021 Regional Transportation Improvement Program
Amendment No. 13
San Diego Region (in \$000s)**

San Diego Association of Governments


MPO ID: SAN213		RTIP #:21-13
Project Title:	Grouped Projects for Operating Assistance - FTA Section 5310 Enhanced Mobility of Seniors and Individuals with Disabilities	SANDAG ID: 1271000,1271800, 1271000,1271800, 1272000, 3321400, 1272000, 3321400, 3321400, 1270800, 3321400, 1272600
Project Description:	Projects are consistent with 40 CFR Part 93.126 Exempt Table 2 categories: operating assistance to transit operators - operating assistance to transit agencies	
Change Reason:	Increase funding	
	Capacity Status:NCl	Exempt Category:Mass Transit - Transit operating assistance

Est Total Cost: **\$6,894**

	TOTAL	PRIOR	20/21	21/22	22/23	23/24	24/25	FUTURE	PE	RW	CON
TransNet - SS	\$2,243		\$705	\$769	\$769						\$2,243
FTA 5310	\$2,653	\$683	\$1,537	\$328	\$105						\$2,653
FTA 5316 - JARC	\$192	\$192									\$192
Local Funds	\$1,806	\$875	\$184	\$333	\$414						\$1,806
TOTAL	\$6,894	\$1,750	\$2,426	\$1,430	\$1,288						\$6,894

PROJECT LAST AMENDED 21-02

	TOTAL	PRIOR	20/21	21/22	22/23	23/24	24/25	FUTURE	PE	RW	CON
TransNet - SS	\$2,243		\$705	\$769	\$769						\$2,243
FTA 5310	\$2,346	\$683	\$1,663								\$2,346
FTA 5316 - JARC	\$192	\$192									\$192
Local Funds	\$1,451	\$875	\$184	\$247	\$145						\$1,451
TOTAL	\$6,232	\$1,750	\$2,552	\$1,016	\$914						\$6,232



**2021 Regional Transportation Improvement Program
Amendment No. 13
San Diego Region (in \$000s)**

San Diego Association of Governments

MPO ID: SAN214		RTIP #:21-13
Project Title:	Grouped Projects for Capital Purchase - FTA Section 5310 Enhanced Mobility of Seniors and Individuals with Disabilities	SANDAG ID: 1271900, 3321400, 3321400
Project Description:	Projects are consistent with 40 CFR Part 93.126 Exempt Table 2 categories: purchase of new buses and rail cars to replace existing vehicles or for minor expansions of the fleet - purchase of vehicles and various capital equipment for the provision of transit service	
Change Reason:	Increase funding	
Capacity Status:	NCI	Exempt Category: Mass Transit - Purchase new buses and rail cars to replace existing vehicles or minor expansions of fleet

Est Total Cost: **\$5,685**

	TOTAL	PRIOR	20/21	21/22	22/23	23/24	24/25	FUTURE	PE	RW	CON
TransNet - SS	\$1,121		\$300	\$402	\$419						\$1,121
FTA 5310	\$3,139	\$741	\$2,228	\$170							\$3,139
FTA 5316 - JARC	\$194	\$194									\$194
Local Funds	\$1,231	\$434	\$190	\$278	\$329						\$1,231
TOTAL	\$5,685	\$1,369	\$2,718	\$850	\$748						\$5,685

PROJECT LAST AMENDED 21-02

	TOTAL	PRIOR	20/21	21/22	22/23	23/24	24/25	FUTURE	PE	RW	CON
TransNet - SS	\$1,121		\$300	\$402	\$419						\$1,121
FTA 5310	\$2,541	\$313	\$2,228								\$2,541
FTA 5316 - JARC	\$194	\$194									\$194
Local Funds	\$719	\$127	\$190	\$187	\$215						\$719
TOTAL	\$4,575	\$634	\$2,718	\$589	\$634						\$4,575

**2021 Regional Transportation Improvement Program
Amendment No. 13
San Diego Region (in \$000s)**

San Diego Association of Governments

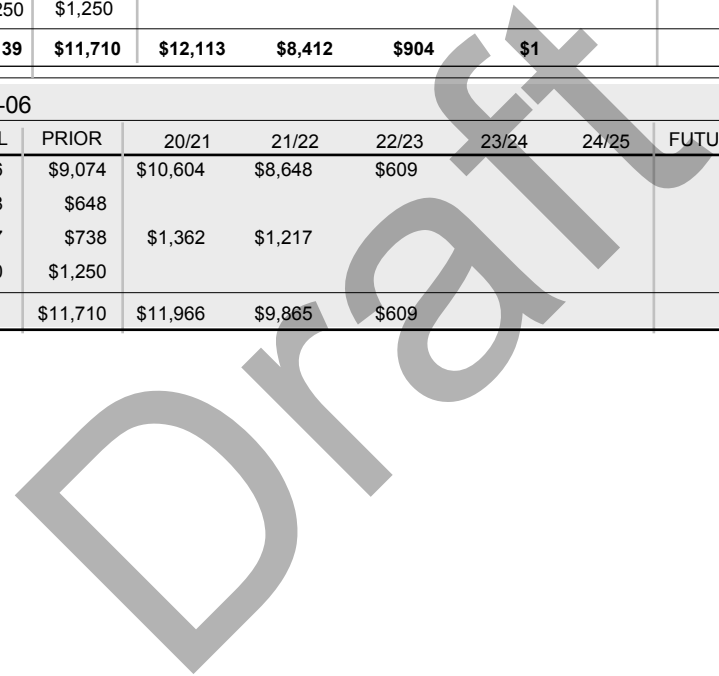
MPO ID: SAN228		RTIP #:21-13
Project Title:	Grouped Projects for Bicycle and Pedestrian Facilities - Uptown Bikeways	SANDAG ID: 1223022, 1223083, 1223084, 1223085
Project Description:	Projects are consistent with 40 CFR Part 93.126 Exempt Tables 2 and Table 3 categories - Bicycle and pedestrian facilities (both motorized and Non-motorized)	
Change Reason:	Reduce funding	
Capacity Status:	NCI	
Exempt Category:	Air Quality - Bicycle and pedestrian facilities	

Est Total Cost: **\$33,139**

	TOTAL	PRIOR	20/21	21/22	22/23	23/24	24/25	FUTURE	PE	RW	CON
<i>TransNet</i> - BPNS	\$27,924	\$9,074	\$10,751	\$7,195	\$904	\$1					\$27,924
<i>TransNet</i> - SGIP	\$648	\$648									\$648
Local Funds	\$3,317	\$738	\$1,362	\$1,217							\$3,317
TDA - Bicycles	\$1,250	\$1,250									\$1,250
TOTAL	\$33,139	\$11,710	\$12,113	\$8,412	\$904	\$1					\$33,139

PROJECT LAST AMENDED 21-06

	TOTAL	PRIOR	20/21	21/22	22/23	23/24	24/25	FUTURE	PE	RW	CON
<i>TransNet</i> - BPNS	\$28,936	\$9,074	\$10,604	\$8,648	\$609						\$28,936
<i>TransNet</i> - SGIP	\$648	\$648									\$648
Local Funds	\$3,317	\$738	\$1,362	\$1,217							\$3,317
TDA - Bicycles	\$1,250	\$1,250									\$1,250
TOTAL	\$34,151	\$11,710	\$11,966	\$9,865	\$609						\$34,151



**2021 Regional Transportation Improvement Program
Amendment No. 13
San Diego Region (in \$000s)**

San Diego Association of Governments

MPO ID: SAN268	RTIP #:21-13
Project Title: Del Mar Bluffs V	SANDAG ID: 1147100
Project Description: Along the LOSSAN Corridor in the City of del Mar from MP 244.1 near Coast Boulevard to MP 245.7 at Carmel Valley Road - Complete environmental document and design to maintain stability of trackbed on 1.6 miles of coastal bluff. Stabilization measures including soldier piles to maintain stability of the trackbed, replacing/repairing deteriorating drainage structures, and repair of localized areas of erosion.. Toll Credits will be used to match federal funds for the PE phase	
Change Reason: Increase funding	

Capacity Status:NCI Exempt Category:Mass Transit - Track rehabilitation in existing right of way

Est Total Cost: **\$68,999**

	TOTAL	PRIOR	20/21	21/22	22/23	23/24	24/25	FUTURE	PE	RW	CON
FTA 5307	\$320		\$320						\$320		
Fed Rail Admin (FRA-PRIIA)	\$11,570				\$11,570						\$11,570
Federal Disc. - CPF - Transit Infra	\$10,000				\$10,000						\$10,000
RSTP	\$3,000		\$3,000						\$3,000		
CAP-TRADE	\$3,774		\$3,774						\$3,774		
SB1 - TCEP	\$36,200				\$36,200						\$36,200
SB1 - TIRCP	\$1,126				\$1,126						\$1,126
Local Funds	\$3,009	\$3,009							\$3,009		
TOTAL	\$68,999	\$3,009	\$7,094		\$58,896				\$10,103		\$58,896

PROJECT LAST AMENDED 21-04

	TOTAL	PRIOR	20/21	21/22	22/23	23/24	24/25	FUTURE	PE	RW	CON
FTA 5307	\$320		\$320						\$320		
RSTP	\$3,000		\$3,000						\$3,000		
CAP-TRADE	\$3,774		\$3,774						\$3,774		
Local Funds	\$3,009	\$3,009							\$3,009		
TOTAL	\$10,103	\$3,009	\$7,094						\$10,103		

**2021 Regional Transportation Improvement Program
Amendment No. 13
San Diego Region (in \$000s)**

San Diego Association of Governments

MPO ID: SAN285											RTIP #:21-13	
Project Title: Blue Line Express Feasibility Study									SANDAG ID: 3322301			
Project Description: San Ysidro Trolley Station to 12th and Imperial - Study analyze the feasibility of implementing a Blue Line Express service between San Ysidro and Downtown San Diego. Toll Credits will be used to match federal funds for the PE phase												
Change Reason: Add new funding source, Reduce funding, Revise project description												
Capacity Status:NCI Exempt Category:Other - Engineering studies												
Est Total Cost: \$1,000												
	TOTAL	PRIOR	20/21	21/22	22/23	23/24	24/25	FUTURE	PE	RW	CON	
RSTP	\$1,000			\$1,000					\$1,000			
TOTAL	\$1,000			\$1,000					\$1,000			
PROJECT LAST AMENDED 21-10												
	TOTAL	PRIOR	20/21	21/22	22/23	23/24	24/25	FUTURE	PE	RW	CON	
RSTP	\$25			\$25					\$25			
Local Funds	\$1,250			\$985	\$265				\$1,250			
TOTAL	\$1,275			\$1,010	\$265				\$1,275			

MPO ID: SAN286											RTIP #:21-13	
Project Title: Purple Line Conceptual Studies									SANDAG ID: 3322500			
Project Description: In San Diego County along I-805 to Sorrento Valley - Conceptual study using data analytics to inform alternatives analysis that would identify a preferred alignment and mode of service that provides a direct and fast connection between densely populated communities along Interstate 805 to Tier One and Two employment centers north of Interstate 8 and provide enough information to gain permission from the Federal Transit Administration to enter the New Starts application process . Toll Credits will be used to match federal funds for the PE phase												
Change Reason: Increase funding, Revise funding between fiscal years												
Capacity Status:NCI Exempt Category:Other - Engineering studies												
Est Total Cost: \$3,500												
	TOTAL	PRIOR	20/21	21/22	22/23	23/24	24/25	FUTURE	PE	RW	CON	
RSTP	\$3,500			\$3,500					\$3,500			
TOTAL	\$3,500			\$3,500					\$3,500			
PROJECT LAST AMENDED 21-10												
	TOTAL	PRIOR	20/21	21/22	22/23	23/24	24/25	FUTURE	PE	RW	CON	
RSTP	\$25			\$25					\$25			
TOTAL	\$25			\$25					\$25			

**2021 Regional Transportation Improvement Program
Amendment No. 13
San Diego Region (in \$000s)**

San Diego Metropolitan Transit System

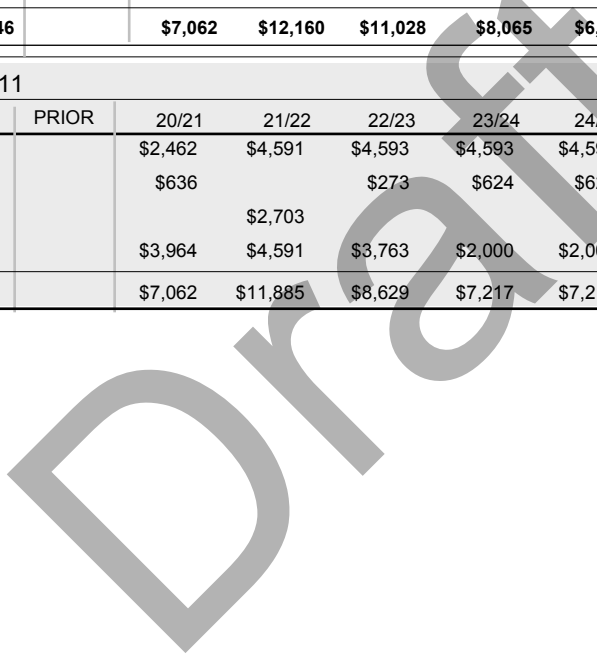
MPO ID: MTS23A	RTIP #:21-13
Project Title: Transit Service Operations	
Project Description: MTS service area - 3/10/2022 - FY23 funding will provide operating support for Americans with Disabilities Act (ADA) and Paratransit bus service as well as projects including social equity listening tour, CCTV and copier replacement.	
Change Reason: Increase funding, Revise Fund Source	
Capacity Status:NCI Exempt Category:Mass Transit - Transit operating assistance	

Est Total Cost: **\$51,346**

	TOTAL	PRIOR	20/21	21/22	22/23	23/24	24/25	FUTURE	PE	RW	CON
FTA 5307	\$30,620		\$2,462	\$4,593	\$5,891	\$5,891	\$5,891	\$5,891	\$30,620		
FTA 5311	\$3,405		\$636	\$273	\$624	\$624	\$624	\$624	\$3,405		
Local Funds	\$2,703			\$2,703					\$2,703		
TDA	\$14,618		\$3,964	\$4,591	\$4,513	\$1,550			\$14,618		
TOTAL	\$51,346		\$7,062	\$12,160	\$11,028	\$8,065	\$6,515	\$6,515	\$51,346		

PROJECT LAST AMENDED 21-11

	TOTAL	PRIOR	20/21	21/22	22/23	23/24	24/25	FUTURE	PE	RW	CON
FTA 5307	\$30,019		\$2,462	\$4,591	\$4,593	\$4,593	\$4,593	\$9,186	\$30,019		
FTA 5311	\$3,405		\$636		\$273	\$624	\$624	\$1,248	\$3,405		
Local Funds	\$2,703			\$2,703					\$2,703		
TDA	\$20,318		\$3,964	\$4,591	\$3,763	\$2,000	\$2,000	\$4,000	\$20,318		
TOTAL	\$56,445		\$7,062	\$11,885	\$8,629	\$7,217	\$7,217	\$14,434	\$56,445		



**2021 Regional Transportation Improvement Program
Amendment No. 13
San Diego Region (in \$000s)**

San Diego Metropolitan Transit System

MPO ID: MTS28	RTIP #:21-13
Project Title:	Bus & Rail Rolling Stock purchases and Rehabilitations
Project Description:	MTS service area - - 3/9/2022 The FY23 funding will be use to procurement and replace 38 40' CNG buses, and 20 mini buses. We will also use the funding towards replacing our SD100 light rail vehicle (LRV) fleet. Includes: Purchase replacement buses and LRVs, procurement of materials and services for the rehabilitation or retrofit of mechanical components, electrical components, and coach bodies of LRVs and buses. The FY23 funding will also go towards the SD100 LRV replacement, in which the 51 SD100 high-floor LRVs will be replaced with new Low-floor LRVs. - 3/3/2021 The FY21 funding will be use to procurement and replace 32 40' CNG buses, 17 ZEB buses, 11 60' CNG buses, 5 mini buses and 5 ADA buses. We will also use the funding towards replacing our SD100 Light Rail Vehicle fleet. Purchase replacement buses, Replace Light Rail Vehicles, Procurement of materials and services for the rehabilitation or retrofit of mechanical components, electrical components, and coach bodies of Light Rail Vehicles and buses. MTS plans to use FY20 funding to purchase 7 40 foot buses in FY20, 43 40 foot buses in FY21, and 26 articulated buses in FY21. The FY20 funding will also go towards.....
Change Reason:	Increase funding, Revise Fund Source
Capacity Status:NCI	Exempt Category:Mass Transit - Purchase new buses and rail cars to replace existing vehicles or minor expansions of fleet

Est Total Cost: **\$337,057**

	TOTAL	PRIOR	20/21	21/22	22/23	23/24	24/25	FUTURE	PE	RW	CON
FTA 5307	\$134,320		\$10,228	\$23,637	\$17,378	\$19,881	\$30,390	\$32,808			\$134,320
FTA 5337	\$17,694			\$13,548				\$4,146			\$17,694
FTA 5339	\$20,902		\$4,318	\$4,146	\$4,146	\$4,146	\$4,146				\$20,902
Other State - LCTOP	\$29,450			\$5,126		\$9,324	\$5,000	\$10,000			\$29,450
SB1 - SGR	\$24,765			\$4,956	\$4,952		\$4,952	\$9,905			\$24,765
SB1 - TIRCP	\$12,866			\$12,866							\$12,866
STA	\$21,493				\$19,669		\$682	\$1,142			\$21,493
Local Funds	\$20,828			\$11,555	\$9,273						\$20,828
TDA	\$54,739		\$11,129	\$15,433	\$14,104	\$10,092		\$3,980			\$54,739
TOTAL	\$337,057		\$25,675	\$91,267	\$69,522	\$43,443	\$45,170	\$61,981			\$337,057

PROJECT LAST AMENDED 21-11

	TOTAL	PRIOR	20/21	21/22	22/23	23/24	24/25	FUTURE	PE	RW	CON
FTA 5307	\$63,645		\$10,228	\$10,145	\$10,654	\$9,654	\$8,654	\$14,309			\$63,645
FTA 5337	\$4,318							\$4,318			\$4,318
FTA 5339	\$25,906		\$4,318	\$4,318	\$4,318	\$4,318	\$4,318	\$4,318			\$25,906
Other State - LCTOP	\$29,450			\$5,126		\$9,324	\$5,000	\$10,000			\$29,450
SB1 - SGR	\$29,717			\$4,956	\$4,952	\$4,952	\$4,952	\$9,905			\$29,717
SB1 - TIRCP	\$12,866			\$12,866							\$12,866
STA	\$19,669				\$19,669						\$19,669
Local Funds	\$20,828			\$11,555	\$9,273						\$20,828
TDA	\$114,785		\$11,129	\$15,433	\$5,462	\$12,692	\$16,403	\$53,667			\$114,785
TOTAL	\$321,184		\$25,675	\$64,399	\$54,328	\$40,940	\$39,327	\$96,517			\$321,184

**2021 Regional Transportation Improvement Program
Amendment No. 13
San Diego Region (in \$000s)**

San Diego Metropolitan Transit System

MPO ID: MTS29	RTIP #:21-13
<p>Project Title: Bus and Fixed Guideways Station Stops and Terminals</p> <p>Project Description: MTS service area - - 3/9/2022: Maintenance, improvements, upgrades, and retrofits of bus and trolley stations and stops throughout the MTS Service Area. FY23 projects include funding for pedestrian enhancements at American Plaza, and improvements at various trolley station (Grantville) and bus transit centers (East Village Rapid, San Ysidro, and ADA bus stops). Maintenance, improvements, upgrades, and retrofits of bus and trolley stations and stops throughout the MTS Service Area. FY20 projects include funding for an expansion of the Imperial Avenue transit center, pedestrian enhancements at American Plaza, and other improvements at the Rio vista trolley station.</p> <p>Change Reason: Increase funding, Revise Fund Source</p> <p>Capacity Status:NCI Exempt Category:Mass Transit - Reconstruction or renovation of transit structures</p>	

Est Total Cost: \$97,166											
	TOTAL	PRIOR	20/21	21/22	22/23	23/24	24/25	FUTURE	PE	RW	CON
FTA 5307	\$1,644	\$1,644									\$1,644
FTA 5309 (Bus)	\$347	\$347									\$347
FTA 5309 (FG)	\$528	\$528									\$528
FTA 5311	\$39	\$39									\$39
Prop 1B Transit Sec Grant Prg	\$1,008	\$1,008									\$1,008
SB1 - TIRCP	\$21,893	\$3,892	\$15,366		\$2,635						\$21,893
STA	\$20,090	\$1,729	\$13,654	\$4,587		\$121					\$20,090
Local Funds	\$18,007	\$11,533		\$1,250	\$2,876	\$2,348					\$18,007
TDA	\$33,610	\$15,600	\$10,296	\$1,755	\$3,959	\$2,000					\$33,610
TOTAL	\$97,166	\$36,320	\$39,316	\$7,592	\$9,470	\$4,469					\$97,166

PROJECT LAST AMENDED 21-11											
	TOTAL	PRIOR	20/21	21/22	22/23	23/24	24/25	FUTURE	PE	RW	CON
FTA 5307	\$1,644	\$1,644									\$1,644
FTA 5309 (Bus)	\$347	\$347									\$347
FTA 5309 (FG)	\$528	\$528									\$528
FTA 5311	\$39	\$39									\$39
Prop 1B Transit Sec Grant Prg	\$1,008	\$1,008									\$1,008
SB1 - TIRCP	\$21,893	\$3,892	\$15,366		\$2,635						\$21,893
STA	\$19,969	\$1,729	\$13,654	\$4,587							\$19,969
Local Funds	\$15,659	\$11,533		\$1,250	\$2,876						\$15,659
TDA	\$28,910	\$15,600	\$10,296	\$1,755	\$1,259						\$28,910
TOTAL	\$89,997	\$36,320	\$39,316	\$7,592	\$6,770						\$89,997

**2021 Regional Transportation Improvement Program
Amendment No. 13
San Diego Region (in \$000s)**

San Diego Metropolitan Transit System

MPO ID: MTS30	RTIP #:21-13
Project Title:	Bus/Rail Support Facilities and Equipment
Project Description:	MTS facilities throughout the MTS service area - - 3/9/2022 - For FY23, projects Include replacement of the MTS capital equipment for transit maintenance; design and procurement of materials and services for support equipment such as hoists, CNG compressor, generators, fans, cleaning equipment, HVAC, and building improvements/re-models for various MTS facilities.
Change Reason:	Increase funding, Revise Fund Source
Capacity Status:NCI	Exempt Category:Mass Transit - Purchase of office, shop and operating equipment for existing facilities

Est Total Cost: **\$232,665**

	TOTAL	PRIOR	20/21	21/22	22/23	23/24	24/25	FUTURE	PE	RW	CON
FTA 5307	\$2,400				\$2,400						\$2,400
FTA FTAAMPG	\$536		\$536								\$536
Other State - LCTOP	\$12,175		\$12,175								\$12,175
SB1 - TIRCP	\$3,038		\$3,038								\$3,038
STA	\$52,371		\$3,787	\$4,100		\$5,000	\$15,633	\$23,851			\$52,371
Local Funds	\$8,400			\$8,400							\$8,400
TDA	\$153,745			\$8,163	\$13,040	\$12,025	\$34,367	\$86,149			\$153,745
TOTAL	\$232,665		\$19,536	\$20,663	\$15,440	\$17,025	\$50,000	\$110,000			\$232,665

PROJECT LAST AMENDED 21-11

	TOTAL	PRIOR	20/21	21/22	22/23	23/24	24/25	FUTURE	PE	RW	CON
FTA FTAAMPG	\$536		\$536								\$536
Other State - LCTOP	\$12,175		\$12,175								\$12,175
SB1 - TIRCP	\$3,038		\$3,038								\$3,038
STA	\$62,181		\$3,787	\$4,100		\$5,000	\$11,793	\$37,501			\$62,181
Local Funds	\$8,400			\$8,400							\$8,400
TDA	\$24,742			\$8,163	\$7,622			\$8,957			\$24,742
TOTAL	\$111,072		\$19,536	\$20,663	\$7,622	\$5,000	\$11,793	\$46,458			\$111,072

**2021 Regional Transportation Improvement Program
Amendment No. 13
San Diego Region (in \$000s)**

San Diego Metropolitan Transit System

MPO ID: MTS31	RTIP #:21-13
Project Title: Rail Electrification and Power	
Project Description: Along Blue Line Right-Of-Way (ROW) - 3/10/2022 - For FY23 funding, projects programmed include ZEB charging infrastructures for Imperial Avenue Division, Kearny Mesa Division, and South Bay Division, as well as trolley substation and parallel feeder cable replacement.	
Change Reason: Increase funding, Revise Fund Source	
Capacity Status:NCI Exempt Category:Mass Transit - Track rehabilitation in existing right of way	

Est Total Cost: \$48,430											
	TOTAL	PRIOR	20/21	21/22	22/23	23/24	24/25	FUTURE	PE	RW	CON
FTA 5307	\$24,451	\$1,600			\$9,435	\$13,416					\$24,451
Federal Disc. - CPF - Transit Infra	\$750			\$750							\$750
SB1 - SGR	\$4,462	\$4,462									\$4,462
STA	\$8,100	\$1,746				\$3,000	\$3,354				\$8,100
TDA	\$10,667	\$930		\$425	\$3,555	\$5,757					\$10,667
TOTAL	\$48,430	\$8,738		\$1,175	\$12,990	\$22,173	\$3,354				\$48,430

PROJECT LAST AMENDED 21-11											
	TOTAL	PRIOR	20/21	21/22	22/23	23/24	24/25	FUTURE	PE	RW	CON
FTA 5307	\$1,600	\$1,600									\$1,600
SB1 - SGR	\$4,462	\$4,462									\$4,462
STA	\$22,717	\$1,746				\$11,259	\$7,876	\$1,837			\$22,717
TDA	\$33,948	\$930		\$425	\$1,635	\$4,933	\$13,561	\$12,463			\$33,948
TOTAL	\$62,727	\$8,738		\$425	\$1,635	\$16,192	\$21,437	\$14,300			\$62,727

**2021 Regional Transportation Improvement Program
Amendment No. 13
San Diego Region (in \$000s)**

San Diego Metropolitan Transit System

MPO ID: MTS32A	RTIP #:21-13
Project Title: Preventive Maintenance	
Project Description: MTS service area - Maintenance of equipment, rolling stock, and facilities for bus and rail systems	
Change Reason: Increase funding, Revise Fund Source	
Capacity Status:NCI Exempt Category:Mass Transit - Transit operating assistance	

Est Total Cost: \$601,093											
	TOTAL	PRIOR	20/21	21/22	22/23	23/24	24/25	FUTURE	PE	RW	CON
TransNet - TSI	\$197,879		\$32,994	\$36,230	\$44,919	\$41,264	\$42,472		\$197,879		
TransNet - TSI Carry Over	\$6,633		\$6	\$6,627					\$6,633		
FTA 5307	\$137,347		\$31,813	\$30,682	\$17,213	\$18,213	\$19,213	\$20,213	\$137,347		
FTA 5337	\$227,784		\$28,318	\$28,318	\$42,787	\$42,787	\$42,787	\$42,787	\$227,784		
Local Funds	\$29,250		\$14,500	\$14,750					\$29,250		
TDA	\$2,200				\$300	\$1,900			\$2,200		
TOTAL	\$601,093		\$107,631	\$116,607	\$105,219	\$104,164	\$104,472	\$63,000	\$601,093		

PROJECT LAST AMENDED 21-11											
	TOTAL	PRIOR	20/21	21/22	22/23	23/24	24/25	FUTURE	PE	RW	CON
TransNet - TSI	\$183,117		\$32,994	\$39,574	\$35,619	\$36,868	\$38,062		\$183,117		
TransNet - TSI Carry Over	\$6		\$6						\$6		
FTA 5307	\$226,376		\$31,813	\$31,152	\$30,682	\$31,682	\$32,682	\$68,364	\$226,376		
FTA 5337	\$198,225		\$28,318	\$28,318	\$28,318	\$28,318	\$28,318	\$56,636	\$198,225		
Local Funds	\$29,250		\$14,500	\$14,750					\$29,250		
TDA	\$200				\$200				\$200		
TOTAL	\$637,174		\$107,631	\$113,794	\$94,819	\$96,868	\$99,062	\$125,000	\$637,174		

**2021 Regional Transportation Improvement Program
Amendment No. 13
San Diego Region (in \$000s)**

San Diego Metropolitan Transit System

MPO ID: MTS34	RTIP #:21-13
Project Title: Bus Signal and Communications Equipment	
Project Description: MTS service area - - 3/9/2021: For FY23, projects will replace, maintain and upgrade the bus and light rail communication hardware. Projects Include the overhaul and upgrade of the Regional Transit Management system for MTS vehicles. The bus and light rail communication hardware will be replaced, maintained, and upgraded.	
Change Reason: Increase funding, Revise Fund Source	
Capacity Status:NCI Exempt Category:Mass Transit - Reconstruction or renovation of transit structures	

Est Total Cost: **\$72,570**

	TOTAL	PRIOR	20/21	21/22	22/23	23/24	24/25	FUTURE	PE	RW	CON
FTA 5307	\$3,116	\$3,116									\$3,116
FTA 5309 (Bus)	\$800	\$800									\$800
FTA 5309 (FG)	\$120	\$120									\$120
FTA 5339	\$4,303	\$4,303									\$4,303
Prop 1B Transit Sec Grant Prg	\$7,782	\$7,782									\$7,782
STA	\$7,826	\$2,446		\$380		\$5,000					\$7,826
Local Funds	\$765	\$765									\$765
TDA	\$47,858	\$35,104		\$2,810	\$6,444	\$3,500					\$47,858
TOTAL	\$72,570	\$54,436		\$3,190	\$6,444	\$8,500					\$72,570

PROJECT LAST AMENDED 21-11

	TOTAL	PRIOR	20/21	21/22	22/23	23/24	24/25	FUTURE	PE	RW	CON
FTA 5307	\$3,116	\$3,116									\$3,116
FTA 5309 (Bus)	\$800	\$800									\$800
FTA 5309 (FG)	\$120	\$120									\$120
FTA 5339	\$4,303	\$4,303									\$4,303
Prop 1B Transit Sec Grant Prg	\$7,782	\$7,782									\$7,782
STA	\$2,826	\$2,446		\$380							\$2,826
Local Funds	\$3,175	\$765				\$2,410					\$3,175
TDA	\$43,653	\$35,104		\$2,810	\$5,739						\$43,653
TOTAL	\$65,775	\$54,436		\$3,190	\$5,739	\$2,410					\$65,775

**2021 Regional Transportation Improvement Program
Amendment No. 13
San Diego Region (in \$000s)**

San Diego Metropolitan Transit System

MPO ID: MTS35

RTIP #:21-13

Project Title: Fixed Guideway Transitways/Lines

Project Description: MTS service area - 3/9/2022 - FY23 will fund bus and Rail infrastructure maintenance and upgrade projects, including grade crossing replacement, station trackway replacement, and trackwork replacement. MTS was also awarded TIRCP discretionary funding for El Cajon third track, and double crossovers on the Green Line.

Change Reason: Increase funding, Revise Fund Source

Capacity Status:NCI Exempt Category:Mass Transit - Track rehabilitation in existing right of way

Est Total Cost: **\$144,855**

	TOTAL	PRIOR	20/21	21/22	22/23	23/24	24/25	FUTURE	PE	RW	CON
FTA 5307	\$12,146	\$622			\$6,595	\$1,511	\$3,418				\$12,146
FTA 5337	\$921			\$921							\$921
Prop 1B - PTMISEA	\$464	\$464									\$464
Prop 1B Transit Sec Grant Prg	\$800	\$800									\$800
SB1 - TIRCP	\$34,529	\$24,175		\$7,404	\$2,950						\$34,529
STA	\$31,677	\$3,065		\$2,766		\$11,500		\$14,345			\$31,677
Local Funds	\$9,584	\$4,000			\$3,932	\$1,652					\$9,584
TDA	\$54,734	\$21,547		\$4,270	\$10,712	\$5,282	\$8,489	\$4,433			\$54,734
TOTAL	\$144,855	\$54,673		\$15,361	\$24,189	\$19,945	\$11,907	\$18,778			\$144,855

PROJECT LAST AMENDED 21-11

	TOTAL	PRIOR	20/21	21/22	22/23	23/24	24/25	FUTURE	PE	RW	CON
FTA 5307	\$622	\$622									\$622
Prop 1B - PTMISEA	\$464	\$464									\$464
Prop 1B Transit Sec Grant Prg	\$800	\$800									\$800
SB1 - TIRCP	\$34,529	\$24,175		\$7,404	\$2,950						\$34,529
STA	\$9,241	\$3,065		\$2,766		\$3,410					\$9,241
Local Funds	\$9,521	\$4,000			\$3,932	\$1,590					\$9,521
TDA	\$50,910	\$21,547		\$4,270	\$7,193	\$14,744	\$3,155				\$50,910
TOTAL	\$106,087	\$54,673		\$14,440	\$14,075	\$19,744	\$3,155				\$106,087

**2021 Regional Transportation Improvement Program
Amendment No. 13
San Diego Region (in \$000s)**

San Diego Metropolitan Transit System

MPO ID: SAN262		RTIP #:21-13
Project Title:	Low-Floor Light Rail Transit Vehicles	SANDAG ID: 1210090
Project Description:	In the San Diego region for the Blue and Orange Lines - procurement of 47 LRVs to replace existing SD100 fleet to support minor service enhancements.	
Change Reason:	Increase funding	
Capacity Status:	NCI Exempt Category: Mass Transit - Purchase new buses and rail cars to replace existing vehicles or minor expansions of fleet	

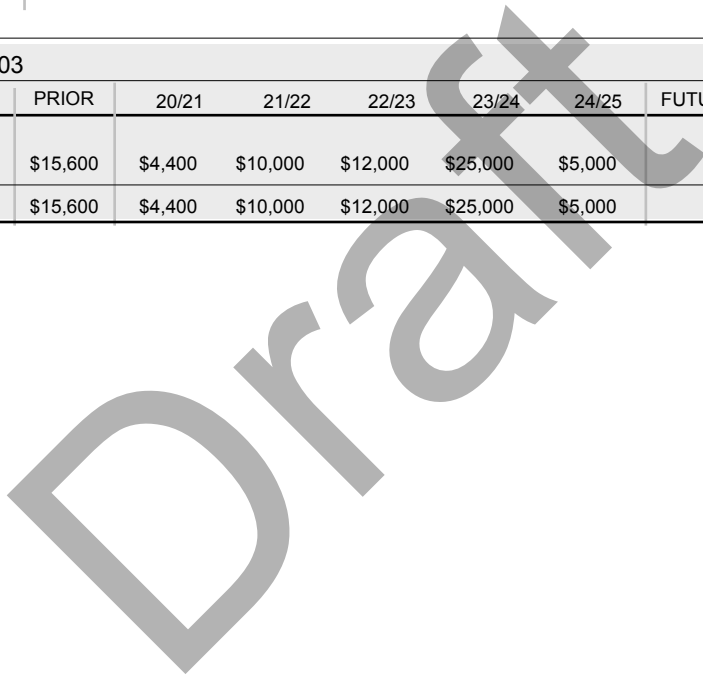
Est Total Cost: **\$72,002**

	TOTAL	PRIOR	20/21	21/22	22/23	23/24	24/25	FUTURE	PE	RW	CON
<i>TransNet - MC</i>	\$2			\$2							\$2
RSTP	\$72,000	\$15,600	\$4,400	\$10,000	\$12,000	\$25,000	\$5,000				\$72,000
TOTAL	\$72,002	\$15,600	\$4,400	\$10,002	\$12,000	\$25,000	\$5,000				\$72,002

* Local match programmed on MTS28

PROJECT LAST AMENDED 21-03

	TOTAL	PRIOR	20/21	21/22	22/23	23/24	24/25	FUTURE	PE	RW	CON
<i>TransNet - MC</i>	\$0										
RSTP	\$72,000	\$15,600	\$4,400	\$10,000	\$12,000	\$25,000	\$5,000				\$72,000
TOTAL	\$72,000	\$15,600	\$4,400	\$10,000	\$12,000	\$25,000	\$5,000				\$72,000



**2021 Regional Transportation Improvement Program
Amendment No. 13
San Diego Region (in \$000s)**

Various Agencies

MPO ID: V07	RTIP #:21-13
Project Title: Biological Mitigation Program	SANDAG ID: 1200200
Project Description: Countywide - habitat acquisition, restoration, creation, enhancement, management and monitoring necessary for meeting project mitigation requirements; mitigation efforts will focus on <i>TransNet</i> Early Action Program projects, then Regional Transportation Plan (RTP) Revenue Constrained projects	
Change Reason: Revise funding between fiscal years	
Capacity Status:NCI Exempt Category:Other - Advance land acquisitions	

Est Total Cost: **\$458,000**

	TOTAL	PRIOR	20/21	21/22	22/23	23/24	24/25	FUTURE	PE	RW	CON
<i>TransNet</i> - REMP	\$399,063	\$322,766	\$24,000	\$18,000	\$18,000	\$10,095	\$6,202		\$29,583	\$135,856	\$233,624
<i>TransNet</i> - Regional EMP (AC)	\$0			\$52,484	\$(19,766)	\$(2,653)	\$(14,865)	\$-15,200			
CMAQ - Conversion	\$37,284			\$12,206	\$7,560	\$2,653	\$14,865				\$37,284
RSTP - AC Conversion	\$6,000			\$6,000							\$6,000
RSTP - Conversion	\$15,200							\$15,200			\$15,200
Local Funds	\$453	\$453									\$453
TOTAL	\$458,000	\$323,219	\$24,000	\$88,690	\$5,794	\$10,095	\$6,202		\$29,583	\$135,856	\$292,561

* Project includes \$37.2m of mitigation for CAL09

PROJECT LAST AMENDED 21-10

	TOTAL	PRIOR	20/21	21/22	22/23	23/24	24/25	FUTURE	PE	RW	CON
<i>TransNet</i> - REMP	\$399,063	\$322,766	\$24,000	\$18,000	\$18,000	\$10,095	\$6,202		\$29,583	\$135,856	\$233,624
<i>TransNet</i> - Regional EMP (AC)	\$0			\$58,484	\$(19,766)	\$(2,653)	\$(14,865)	\$-21,200			
CMAQ - Conversion	\$37,284			\$12,206	\$7,560	\$2,653	\$14,865				\$37,284
RSTP - Conversion	\$21,200							\$21,200			\$21,200
Local Funds	\$453	\$453									\$453
TOTAL	\$458,000	\$323,219	\$24,000	\$88,690	\$5,794	\$10,095	\$6,202		\$29,583	\$135,856	\$292,561

**2021 Regional Transportation Improvement Program
Amendment No. 13
San Diego Region (in \$000s)**

Various Agencies

MPO ID: V11		RTIP #:21-13									
Project Title:	State Route 11								EA NO: 05631, PPNO: 0999		
Project Description:	On new alignment from SR 125 to the U.S.-Mexico Border - Construction of four-lane toll highway facility, CVEF and POE in three segments: Segment 1: SR-11/905 to Enrico Fermi; Segment 2: SR-11 from Enrico Fermi to Siempre Viva; Segment 3: POE from Siempre Viva to Mexico Border. Toll Credits will be used to match federal funds for the PE phase, the ROW phase, and the CON phase.. Toll Credits will be used to match federal funds for the PE phase, Toll Credits will be used to match federal funds for the CON phase								RTP REF: A-5; A-30; B-24 SANDAG ID: 1201101, 1201102, 1201103, 1201105 EARMARK NO: CA393/740		
Change Reason:	Increase funding, Revise funding between fiscal years, Revise funding between phases										
RT:11	Capacity Status:CI	Exempt Category:Non-Exempt									
Est Total Cost: \$909,247		Open to Traffic: Phase 1: Mar 2016		Phase 2: Sep 2021			Phase 3: Nov 2022				
	TOTAL	PRIOR	20/21	21/22	22/23	23/24	24/25	FUTURE	PE	RW	CON
TransNet - Border	\$8,475	\$1,860	\$2,606	\$584	\$3,423				\$3,131	\$5,344	
TransNet - MC	\$4,844	\$4,552	\$291						\$3,490	\$1,354	
CBI	\$191,136	\$129,139	\$30,441	\$31,556					\$52,139	\$104,091	\$34,906
HPP	\$800	\$800							\$800		
INFRA	\$49,278	\$49,278									\$49,278
ITS	\$439	\$439							\$439		
Other Fed -TIFIA	\$243,000							\$243,000			\$243,000
RSTP	\$2,500				\$2,500				\$2,500		
Prop 1B - TCIF	\$73,385	\$73,385									\$73,385
SB1 - TCEP	\$84,688	\$42,168	\$42,520						\$14,610	\$37,770	\$32,308
STIP-IIP NHS	\$6,882	\$6,882							\$6,882		
STIP-IIP Prior State Cash	\$5,200	\$5,200							\$5,200		
STIP-IIP State Cash	\$919	\$919							\$919		
Local Funds	\$237,701		\$2,600	\$1,601		\$233,500			\$4,201		\$233,500
TOTAL	\$909,247	\$314,622	\$78,458	\$33,741	\$5,923	\$233,500		\$243,000	\$94,311	\$148,559	\$666,377

* Environmental Document funded from STIP-IIP prior to CIP

PROJECT LAST AMENDED 21-12											
	TOTAL	PRIOR	20/21	21/22	22/23	23/24	24/25	FUTURE	PE	RW	CON
TransNet - Border	\$8,475	\$1,860	\$2,758	\$3,856					\$3,131	\$5,344	
TransNet - MC	\$4,844	\$4,552	\$291						\$3,490	\$1,354	
CBI	\$184,480	\$129,139	\$30,441	\$24,900					\$52,139	\$104,091	\$28,250
HPP	\$800	\$800							\$800		
INFRA	\$49,278	\$49,278									\$49,278
ITS	\$439	\$439							\$439		
Other Fed -TIFIA	\$243,000							\$243,000			\$243,000
RSTP	\$2,500			\$2,500					\$2,500		
Prop 1B - TCIF	\$73,385	\$73,385									\$73,385
SB1 - TCEP	\$84,688	\$42,168	\$42,520						\$14,610	\$37,770	\$32,308
STIP-IIP NHS	\$6,882	\$6,882							\$6,882		
STIP-IIP Prior State Cash	\$5,200	\$5,200							\$5,200		
STIP-IIP State Cash	\$919	\$919							\$919		
Local Funds	\$137,629		\$2,600	\$1,601	\$133,428				\$4,201		\$133,428
Local Funds AC	\$0				\$243,000			\$-243,000			
TOTAL	\$802,519	\$314,622	\$78,610	\$32,857	\$376,428				\$94,311	\$148,559	\$559,649

**2021 Regional Transportation Improvement Program
Amendment No. 13
San Diego Region (in \$000s)**

Various Agencies

MPO ID: V12		RTIP #:21-13
Project Title:	Grouped Projects for Bicycle and Pedestrian Facilities.	SANDAG ID: 1223054, 1223057, 1223058
Project Description:	Projects are consistent with 40 CFR Part 93.126 Exempt Table 2 categories - bicycle and pedestrian facilities (both motorized and non-motorized)	
Change Reason:	Reduce funding	
Capacity Status:NCI		Exempt Category:Air Quality - Bicycle and pedestrian facilities

Est Total Cost: **\$38,940**

	TOTAL	PRIOR	20/21	21/22	22/23	23/24	24/25	FUTURE	PE	RW	CON
TransNet - BPNS	\$28,527	\$6,445	\$810	\$2,671	\$7,996	\$7,903	\$2,693	\$11			\$28,527
CRRSAA	\$4,100			\$4,100							\$4,100
RSTP	\$1,863		\$1,863								\$1,863
ATP - R	\$4,450			\$4,450							\$4,450
TOTAL	\$38,940	\$6,445	\$2,673	\$11,221	\$7,996	\$7,903	\$2,693	\$11			\$38,940

PROJECT LAST AMENDED 21-10

	TOTAL	PRIOR	20/21	21/22	22/23	23/24	24/25	FUTURE	PE	RW	CON
TransNet - BPNS	\$28,564	\$6,445	\$877	\$2,741	\$8,424	\$7,867	\$2,210				\$28,564
CRRSAA	\$4,100			\$4,100							\$4,100
RSTP	\$1,863		\$1,863								\$1,863
ATP - R	\$4,450			\$4,450							\$4,450
TOTAL	\$38,977	\$6,445	\$2,740	\$11,291	\$8,424	\$7,867	\$2,210				\$38,977

MPO ID: V20

RTIP #:21-13

Project Title:	Grouped Projects for Engineering - Complete Corridor Studies	SANDAG ID: 1600001, 1600101, 1600501, 1600503, 1600504, 1600502, 1600801, 1601501, 1605201, 1605601, 1606701, 1607801, 1609401, 1612501, 1685501
Project Description:	Projects are consistent with 40 CFR part 93.126 Exempt Tables 2 and Table 3 categories - Engineering to assess social, economic, and environmental effects of the proposed action or alternatives to that action; non-capacity increasing. Toll credits are used for the match in the PE Phase.	
Change Reason:	Reduce funding	
Capacity Status:NCI		Exempt Category:Other - Engineering studies

Est Total Cost: **\$37,388**

	TOTAL	PRIOR	20/21	21/22	22/23	23/24	24/25	FUTURE	PE	RW	CON
TransNet - MC	\$7,162	\$543	\$3,894	\$2,383	\$300	\$12	\$30				\$7,162
RSTP	\$30,226	\$6,845	\$11,277	\$1,797	\$2,337	\$1,000	\$3,970	\$3,000			\$30,226
TOTAL	\$37,388	\$7,388	\$15,171	\$4,180	\$2,637	\$1,012	\$4,000	\$3,000			\$37,388

PROJECT LAST AMENDED 21-10

	TOTAL	PRIOR	20/21	21/22	22/23	23/24	24/25	FUTURE	PE	RW	CON
TransNet - MC	\$7,192	\$543	\$3,893	\$2,190	\$523	\$12	\$30				\$7,192
RSTP	\$30,771	\$6,845	\$6,496	\$5,017	\$6,047	\$2,396	\$3,970				\$30,771
TOTAL	\$37,963	\$7,388	\$10,389	\$7,207	\$6,570	\$2,408	\$4,000				\$37,963

**2021 Regional Transportation Improvement Program
Amendment No. 13
San Diego Region (in \$000s)**

RTIP Fund Types

<u>Federal Funding</u>	
BIP/CBI	Border Infrastructure Program/Corridors and Borders Infrastructure Program
CMAQ	Congestion Mitigation and Air Quality
DEMO-Sec 115	High Priority Demonstration Program under FY 2004 Appropriations
DEMO-Sec 117/STP	Surface Transportation Program under FHWA Administrative Program (congressionally directed appropriations)
EARREPU	Earmark Repurposing
INFRA/FASTLANE	Infrastructure for Rebuilding America (INFRA) Grant
FRA-PRIIA	Federal Railroad Administration Passenger Rail Investment and Improvement Act of 2008
FTA Section 5307	Federal Transit Administration Urbanized Area Formula Program
FTA Section 5309 (Bus)	Federal Transit Administration Discretionary Program
FTA Section 5309 (FG)	Federal Transit Administration Fixed Guideway Modernization Formula Program
FTA Section 5310	Federal Transit Administration Elderly & Disabled Program
FTA Section 5311	Federal Transit Administration Rural Program
FTA Section 5316 (JARC)	Federal Transit Administration Jobs Access and Reverse Commute
FTA Section 5337	Federal Transit Administration State of Good Repair Grant Program
FTA Section 5339	Federal Transit Administration Bus and Bus Facilities Formula Grant Program
HBP	Highway Bridge Program under SAFETEA-LU
HPP	High Priority Program under SAFETEA-LU
ITS	Intelligent Transportation System
CRRSAA	Other Fed - Coronavirus Response and Relief Supplemental Appropriations Act
NHS	National Highway System (administered by Caltrans)
RSTP	Regional Surface Transportation Program
STP-RL	Surface Transportation Program - Highway Railway Crossings Program (Section 130)
TE	Transportation Enhancement Program
TIFIA	Transportation Infrastructure Finance and Innovation Act (Federal Loan Program)
TSGP	Transit Security Grant Program (Federal Discretionary)
CMAQ/RSTP Conversion	Reimbursement of advanced federal funds which have been advanced with local funds in earlier years
<u>State Funding</u>	
ATP	Active Transportation Program (Statewide and Regional)
CMIA	Corridor Mobility Improvement Account (State Prop. 1B)
Coastal Conservancy	California Coastal Conservancy Fund
FSP	Freeway Service Patrol
LBSRA	Local Bridge Seismic Retrofit Account (State Prop. 1B)
PTMISEA	Public Transportation Modernization, Improvement, and Service Enhancement Account (State Prop 1B)
SB1 - CCP	Senate Bill 1 - Congested Corridors Program

**2021 Regional Transportation Improvement Program
Amendment No. 13
San Diego Region (in \$000s)**

SB1 - TCEP	Senate Bill 1 - Trade Corridor Enhancement Program
SB1 - LPP Formula	Senate Bill 1 - Local Partnership Formula Program
SB1 - SGR	Senate Bill 1 - State Transit Assistance State of Good Repair
SB1 - TIRCP	Senate Bill 1 - Transit and Intercity Rail Program
SB1 - SRA Commuter	Senate Bill 1 - State Rail Assistance Commuter Rail
SHOPP (AC)	State Highway Operation & Protection Program
STA	State Transit Assistance
STIP-IIP	State Transportation Improvement Program - Interregional Program
STIP-RIP	State Transportation Improvement Program - Regional Improvement Program
TCIF	Trade Corridor Improvement Fund (State Prop. 1B)
TIRCP	Transit and Intercity Rail Capital Program
TCRP	Traffic Congestion Relief Program
TSGP	Transit Security Grant Program (State Prop. 1B)
Local Funding	
Local Funds AC	Local Funds - Advanced Construction; mechanism to advance local funds to be reimbursed at a later fiscal year with federal/state funds
TDA	Transportation Development Act
<i>TransNet-ADA</i>	Prop. A Local Transportation Sales Tax - Transit
<i>TransNet-Border</i>	Prop. A Extension Local Transportation Sales Tax - Border
<i>TransNet-BPNS</i>	Prop. A Extension Local Transportation Sales Tax - Bicycle, Pedestrian and Neighborhood Safety Program
<i>TransNet-MC</i>	Prop. A Extension Local Transportation Sales Tax - Major Corridors
<i>TransNet-MC AC</i>	TransNet - Major Corridors - Advanced Construction; mechanism to advance TransNet funds to be reimbursed at a later fiscal year with federal/state funds
<i>TransNet-REMP</i>	Prop. A Extension Local Transportation Sales Tax - Regional Environmental Mitigation Program
<i>TransNet-SGIP</i>	Prop. A Extension Local Transportation Sales Tax - Regional Smart Growth Incentive Program
<i>TransNet-SS</i>	Prop. A Extension Local Transportation Sales Tax - Senior Services
<i>TransNet-TSI</i>	Prop. A Extension Local Transportation Sales Tax- Transit System Improvements

Table 3a: Revenues

San Diego Association of Governments (SANDAG)
2021 Regional Transportation Improvement Program (in \$000s) - Amendment No. 13

Legend
Yellow Highlighting indicates a change from the prior amendment

		Prior Years	2020/2021		2021/2022		2022/2023		2023/2024		2024/2025		TOTAL	
			Prior	Current	Prior	Current	Prior	Current	Prior	Current	Prior	Current	Prior	Current
LOCAL	Sales Tax	\$3,513,401	\$546,001	\$534,922	\$489,711	\$533,898	\$399,225	\$423,125	\$228,123	\$267,291	\$263,824	\$282,578	\$5,466,522	\$5,555,215
	-- County	\$3,513,401	\$546,001	\$534,922	\$489,711	\$533,898	\$399,225	\$423,125	\$228,123	\$267,291	\$263,824	\$282,578	\$5,466,522	\$5,555,215
	Other Local Funds	\$505,279	\$243,210	\$243,062	\$200,945	\$199,930	\$614,849	\$233,487	\$134,640	\$366,766	\$114,270	\$113,227	\$1,813,262	\$1,661,751
	-- City General Funds	\$481,235	\$230,985	\$230,837	\$194,660	\$193,645	\$235,505	\$230,571	\$134,640	\$133,266	\$94,332	\$93,289	\$1,371,418	\$1,362,843
	-- Street Taxes and Developer Fees	\$24,044	\$12,225	\$12,225	\$6,285	\$6,285	\$379,344	\$2,916		\$233,500	\$19,938	\$19,938	\$441,844	\$298,908
	-- RSTP Exchange funds													
	Other	\$842,684	\$117,569	\$117,569	\$113,629	\$115,616	\$83,609	\$113,231	\$86,537	\$93,677	\$88,782	\$96,520	\$1,332,810	\$1,379,297
Local Total	\$4,861,365	\$906,779	\$895,553	\$804,285	\$849,444	\$1,097,683	\$769,843	\$449,300	\$727,734	\$466,875	\$492,325	\$8,612,594	\$8,596,264	
STATE	State Highway Operations and Protection Program	\$134,515	\$305,526	\$305,526	\$253,635	\$297,885	\$306,985	\$323,438	\$95,819	\$95,819	\$104,853	\$104,853	\$1,192,268	\$1,262,036
	SHOPP (Including Augmentation)	\$134,515	\$305,526	\$305,526	\$253,635	\$297,885	\$306,985	\$323,438	\$95,819	\$95,819	\$104,853	\$104,853	\$1,192,268	\$1,262,036
	SHOPP Prior													
	State Transportation Improvement Program	\$663,161	\$11,605	\$11,605	\$29,968	\$29,968	\$108,478	\$114,047	\$1,210	\$1,660	\$1,212	\$1,193	\$815,634	\$821,634
	STIP (Including Augmentation)	\$621,404	\$11,605	\$11,605	\$29,968	\$29,968	\$108,478	\$114,047	\$1,210	\$1,660	\$1,212	\$1,193	\$773,877	\$779,877
	STIP Prior	\$41,756											\$41,756	\$41,756
	Proposition 1 A	\$41,843											\$41,843	\$41,843
	Proposition 1 B	\$677,752											\$677,752	\$677,752
	Active Transportation Program	\$32,073	\$18,505	\$18,505	\$45,290	\$45,290	\$13,183	\$13,183	\$2,100	\$2,100			\$111,151	\$111,151
	Highway Maintenance (HM)													
	Highway Bridge Program (HBP)	\$83,366	\$10,647	\$10,647	\$39,369	\$39,369	\$30,033	\$30,033	\$23,241	\$23,019	\$83,518	\$83,518	\$270,174	\$269,953
	Road Repair and Accountability Act of 2017 (SB1)	\$375,209	\$126,582	\$126,582	\$80,157	\$80,157	\$26,673	\$64,689	\$25,579	\$16,827	\$17,811	\$13,283	\$652,010	\$676,746
	Traffic Congestion Relief Program (TCRP)	\$101,298											\$101,298	\$101,298
State Transit Assistance (e.g., population/revenue based, Prop 42)	\$177,877	\$27,246	\$27,246	\$20,155	\$20,155	\$30,662	\$30,757	\$30,833	\$35,710	\$30,869	\$30,757	\$317,643	\$322,503	
Other	\$106,748	\$20,649	\$20,649	\$23,201	\$23,551	\$5,900	\$5,900	\$15,224	\$15,224	\$10,900	\$10,900	\$183,434	\$182,972	
State Total	\$2,393,841	\$520,759	\$520,759	\$491,776	\$536,376	\$521,915	\$582,047	\$194,006	\$190,359	\$249,163	\$244,505	\$4,363,207	\$4,467,887	
FEDERAL TRANSIT	5307 - Urbanized Area Formula Program	\$786,000	\$71,269	\$70,949	\$70,947	\$91,001	\$70,947	\$96,501	\$70,947	\$91,001	\$70,947	\$91,001	\$1,141,058	\$1,226,451
	5309a - Fixed Guideway Modernization	\$97,186											\$97,186	\$97,186
	5309b - New and Small Starts (Capital Investment Grants)	\$552,996	\$97,711	\$97,711	\$100,000	\$100,000	\$100,000	\$100,000	\$100,000	\$100,000	\$115,669	\$115,669	\$1,066,376	\$1,066,376
	5309c - Bus and Bus Related Grants	\$58,636											\$58,636	\$58,636
	5310 - Mobility of Seniors and Individuals with Disabilities	\$7,777	\$3,891	\$4,217									\$11,239	\$11,994
	5311 - Nonurbanized Area Formula Program	\$10,667	\$1,120	\$1,120	\$629	\$902	\$915	\$1,265	\$1,112	\$1,265	\$1,112	\$1,265	\$15,555	\$16,486
	5337 - State of Good Repair	\$296,028	\$41,853	\$41,853	\$40,459	\$61,132	\$40,459	\$61,132	\$40,459	\$61,132	\$40,459	\$61,132	\$499,716	\$582,407
	5339 - Bus and Bus Facilities Program	\$37,298	\$6,965	\$6,965	\$6,168	\$10,723	\$6,168	\$5,923	\$6,168	\$5,923	\$6,168	\$5,923	\$68,936	\$72,756
	Other	\$41,928	\$57,634	\$57,634	\$2,468	\$2,468		\$11,000					\$99,562	\$113,030
	Federal Transit Total	\$1,888,515	\$280,443	\$280,450	\$218,203	\$266,226	\$218,489	\$275,821	\$218,686	\$259,321	\$234,355	\$274,990	\$3,058,264	\$3,245,322
FEDERAL HIGHWAY	Congestion Mitigation and Air Quality (CMAQ)	\$386,611	\$29,884	\$29,884	\$31,377	\$31,377	\$40,165	\$40,165	\$40,153	\$40,153	\$40,140	\$40,140	\$568,331	\$568,331
	Coordinated Border Infrastructure (SAFETEA-LU Sec.1303)	\$237,689	\$34,601	\$34,601	\$29,509		\$36,165						\$301,799	\$308,455
	GARVEE Bonds (Includes Debt Service Payments)													
	Highway Infrastructure Program (HIP)	\$22,940	\$15,790	\$15,790									\$38,730	\$38,730
	High Priority Projects (HPP) and Demo	\$88,873	\$228	\$228	\$360	\$361							\$89,461	\$89,462
	Highway Safety Improvement Program (HSIP)	\$2,851			\$1,118	\$1,118	\$7,095	\$7,095	\$7,731	\$7,731	\$3,381	\$3,381	\$22,177	\$22,177
	National Significant Freight & Highway Projects (FASTLANE/INFRA)	\$49,278											\$49,278	\$49,278
	Public Lands Highway	\$6,519	\$816	\$816	\$816	\$816	\$816	\$816	\$816				\$8,968	\$8,968
	Surface Transportation Program (Regional)	\$478,368	\$44,059	\$44,059	\$44,963	\$44,339	\$44,951	\$44,326	\$44,939	\$44,326	\$44,926	\$44,326	\$702,205	\$699,744
Other	\$169,428	\$12,925	\$12,925	\$8,106	\$8,106		\$676					\$190,504	\$191,135	
Federal Highway Total	\$1,442,559	\$138,303	\$138,303	\$116,249	\$122,282	\$93,027	\$93,079	\$92,823	\$92,211	\$88,448	\$87,848	\$1,971,455	\$1,976,281	
FRA	Passenger Rail Investment and Improvement Act of 2008 (PRIIA)	\$25,870						\$11,570					\$25,870	\$25,870
	Other													
Federal Railroad Administration Total	\$25,870							\$11,570				\$25,870	\$25,870	
Federal Total	\$3,356,944	\$418,747	\$418,753	\$334,452	\$388,507	\$311,516	\$380,469	\$311,509	\$351,531	\$322,803	\$362,838	\$5,055,588	\$5,247,473	
INNOVATIVE FINA	TIFIA (Transportation Infrastructure Finance and Innovation Act)				\$537,484	\$537,484							\$537,484	\$537,484
	Innovative Financing Total				\$537,484	\$537,484							\$537,484	\$537,484
REVENUES TOTAL	\$10,612,150	\$1,846,285	\$1,835,065	\$1,630,513	\$1,774,327	\$1,931,114	\$1,732,360	\$954,816	\$1,269,624	\$1,038,842	\$1,099,668	\$18,031,389	\$18,323,194	

¹ 2020/2021 Reflects repayment of Loaned CMAQ apportionment to Madera CTC of \$2,407
² 2020/2021 Reflects \$320k of FTA 5307 from FY 2014 apportionment (Grant # CA-90-Z207)

Table 3b: Program

San Diego Association of Governments (SANDAG)
2021 Regional Transportation Improvement Program (in \$000s) - Amendment No. 13

Legend
Yellow Highlighting indicates a change from the prior amendment

	Funding Source	Prior Years	2020/2021		2021/2022		2022/2023		2023/2024		2024/2025		TOTAL		
			Prior	Current	Prior	Current	Prior	Current	Prior	Current	Prior	Current	Prior	Current	
LOCAL	Sales Tax	\$3,513,401	\$529,242	\$522,257	\$478,912	\$497,894	\$396,462	\$394,360	\$215,689	\$220,156	\$246,569	\$245,680	\$5,406,513	\$5,393,748	
	-- TransNet	\$3,513,401	\$529,242	\$522,257	\$478,912	\$497,894	\$396,462	\$394,360	\$215,689	\$220,156	\$246,569	\$245,680	\$5,406,513	\$5,393,748	
	Other Local Funds	\$505,279	\$243,210	\$243,062	\$200,945	\$199,930	\$614,849	\$233,487	\$134,640	\$366,766	\$114,270	\$113,227	\$1,813,262	\$1,661,751	
	-- City General Funds	\$481,235	\$230,985	\$230,837	\$194,660	\$193,645	\$235,505	\$230,571	\$134,640	\$133,266	\$94,332	\$93,289	\$1,371,418	\$1,362,843	
	-- Street Taxes and Developer Fees	\$24,044	\$12,225	\$12,225	\$6,285	\$6,285	\$379,344	\$2,916		\$233,500	\$19,938	\$19,938	\$441,844	\$298,908	
	Other	\$842,684	\$117,569	\$117,569	\$113,629	\$115,616	\$83,609	\$113,231	\$86,537	\$93,677	\$88,782	\$96,520	\$1,332,810	\$1,379,297	
Local Total	\$4,861,365	\$890,021	\$882,888	\$793,486	\$813,440	\$1,094,920	\$741,078	\$436,866	\$680,599	\$449,621	\$455,427	\$8,552,585	\$8,434,796		
STATE	State Highway Operations and Protection Program	\$134,515	\$305,526	\$305,526	\$253,635	\$297,885	\$306,985	\$323,438	\$95,819	\$95,819	\$104,853	\$104,853	\$1,192,268	\$1,262,036	
	SHOPP (Including Augmentation)	\$134,515	\$305,526	\$305,526	\$253,635	\$297,885	\$306,985	\$323,438	\$95,819	\$95,819	\$104,853	\$104,853	\$1,192,268	\$1,262,036	
	State Transportation Improvement Program	\$663,161	\$11,605	\$11,605	\$29,968	\$29,968	\$108,478	\$114,047	\$1,210	\$1,660	\$1,212	\$1,193	\$815,634	\$821,634	
	STIP (Including Augmentation)	\$621,404	\$11,605	\$11,605	\$29,968	\$29,968	\$108,478	\$114,047	\$1,210	\$1,660	\$1,212	\$1,193	\$773,877	\$779,877	
	STIP Prior	\$41,756											\$41,756	\$41,756	
	Proposition 1 A	\$41,843											\$41,843	\$41,843	
	Proposition 1 B	\$677,752											\$677,752	\$677,752	
	Active Transportation Program	\$32,073	\$18,505	\$18,505	\$45,290	\$45,290	\$13,183	\$13,183	\$2,100	\$2,100			\$111,151	\$111,151	
	Highway Maintenance (HM)														
	Highway Bridge Program (HBP)	\$83,366	\$10,647	\$10,647	\$39,369	\$39,369	\$30,033	\$30,033	\$23,241	\$23,019	\$83,518	\$83,518	\$270,174	\$269,953	
	Road Repair and Accountability Act of 2017 (SB1)	\$375,209	\$126,582	\$126,582	\$80,157	\$80,157	\$26,673	\$64,689	\$25,579	\$16,827	\$17,811	\$13,283	\$652,010	\$676,746	
	Traffic Congestion Relief Program (TCRP)	\$101,298											\$101,298	\$101,298	
	State Transit Assistance (STA)(e.g., population/revenue based, Prop 42)	\$177,877	\$27,246	\$27,246	\$20,155	\$20,155	\$30,662	\$30,757	\$30,833	\$35,710	\$30,869	\$30,757	\$317,643	\$322,503	
	State Emergency Repair Program														
	Other	\$106,748	\$20,649	\$20,649	\$23,201	\$23,551	\$5,900	\$5,900	\$15,224	\$15,224	\$10,900	\$10,900	\$183,434	\$182,972	
State Total	\$2,393,841	\$520,759	\$520,759	\$491,776	\$536,376	\$521,915	\$582,047	\$194,006	\$190,359	\$249,163	\$244,505	\$4,363,207	\$4,467,887		
FEDERAL TRANSIT	5307 - Urbanized Area Formula Program	\$786,000	\$71,269	\$65,769	\$70,906	\$89,596	\$70,947	\$91,629	\$70,947	\$83,837	\$70,947	\$89,596	\$1,141,017	\$1,206,428	
	5309a - Fixed Guideway Modernization	\$97,186											\$97,186	\$97,186	
	5309b - New and Small Starts (Capital Investment Grants)	\$552,996	\$97,711	\$97,711	\$100,000	\$100,000	\$100,000	\$100,000	\$100,000	\$100,000	\$115,669	\$115,669	\$1,066,376	\$1,066,376	
	5309c - Bus and Bus Related Grants	\$58,636											\$58,636	\$58,636	
	5310 - Elderly & Persons with Disabilities Formula Program	\$7,777	\$3,891	\$4,217									\$11,239	\$11,994	
	5311 - Nonurbanized Area Formula Program	\$10,667	\$1,120	\$1,120	\$629	\$902	\$915	\$1,265	\$1,112	\$1,265	\$1,112	\$1,265	\$15,555	\$16,486	
	5337 - State of Good Repair	\$296,028	\$41,853	\$41,853	\$40,459	\$61,132	\$40,459	\$61,132	\$40,459	\$61,132	\$40,459	\$61,132	\$499,716	\$582,407	
	5339 - Bus and Bus Facilities Program	\$37,298	\$6,947	\$6,947	\$6,168	\$10,723	\$6,168	\$5,923	\$6,168	\$5,923	\$6,168	\$5,923	\$68,918	\$72,737	
	Other	\$41,928	\$57,634	\$57,634	\$2,468	\$2,468	\$11,000	\$11,000					\$99,562	\$113,030	
	Federal Transit Total	\$1,888,515	\$280,426	\$275,252	\$218,162	\$264,821	\$218,489	\$270,949	\$218,686	\$252,157	\$234,355	\$273,585	\$3,058,205	\$3,225,279	
FEDERAL HIGHWAY	Congestion Mitigation and Air Quality (CMAQ)	\$386,611	\$29,534	\$29,534	\$31,377	\$31,377	\$40,165	\$40,165	\$40,153	\$27,553	\$36,122	\$36,122	\$563,962	\$551,362	
	Coordinated Border Infrastructure (SAFETEA-LU Sec.1303)	\$237,689	\$34,601	\$34,601	\$29,509	\$36,165							\$301,799	\$308,455	
	GARVEE Bonds (Includes Debt Service Payments)														
	Highway Infrastructure Program (HIP)	\$22,940	\$15,790	\$15,790									\$38,730	\$38,730	
	High Priority Projects (HPP) and Demo	\$88,873	\$228	\$228	\$360	\$361							\$89,461	\$89,462	
	Highway Safety Improvement Program (HSIP)	\$2,851			\$1,118	\$1,118	\$7,095	\$7,095	\$7,731	\$7,731	\$3,381	\$3,381	\$22,177	\$22,177	
	Public Lands Highway	\$6,519	\$816	\$816	\$816	\$816	\$816	\$816					\$8,968	\$8,968	
	National Significant Freight & Highway Projects (FASTLANE/INFRA)												\$49,278	\$49,278	
Surface Transportation Program (Regional)	\$478,368	\$35,799	\$40,580	\$38,882	\$43,612	\$44,094	\$42,884	\$44,904	\$43,508	\$62,835	\$62,835	\$704,882	\$711,787		
Other	\$169,428	\$12,925	\$12,925	\$8,106	\$8,106		\$676					\$190,504	\$191,135		
Federal Highway Total	\$1,442,559	\$129,693	\$134,474	\$110,168	\$121,555	\$92,170	\$91,636	\$92,788	\$78,792	\$102,338	\$102,338	\$1,969,762	\$1,971,355		
FRA	Passenger Rail Investment and Improvement Act of 2008 (PRIIA)	\$25,870						\$11,570					\$25,870	\$37,440	
	Other														
Federal Railroad Administration Total	\$25,870											\$25,870	\$37,440		
Federal Total	\$3,356,944	\$410,119	\$409,726	\$328,331	\$386,376	\$310,659	\$362,585	\$311,475	\$330,949	\$336,693	\$375,923	\$5,053,837	\$5,234,073		
TINNOVA TIME FINA	TIFIA (Transportation Infrastructure Finance and Innovation Act)				\$537,484	\$537,484							\$537,484	\$537,484	
	Innovative Financing Total				\$537,484	\$537,484							\$537,484	\$537,484	
PROGRAM TOTAL	\$10,612,150	\$1,820,899	\$1,813,373	\$2,151,076	\$2,273,676	\$1,927,494	\$1,685,711	\$942,347	\$1,201,907	\$1,035,478	\$1,075,855	\$18,507,113	\$18,662,671		

* Negative programming amount is reflective of the need to show the TIFIA loan payback in the five-year RTP. Payback will begin in future years. FY24/25 includes programming for future years and is included here for reference only

Table 3c: Revenues versus Program

**San Diego Association of Governments (SANDAG)
2021 Regional Transportation Improvement Program (in \$000s) - Amendment No. 13**

Legend
Yellow Highlighting indicates a change from the prior amendment

Funding Source		2020/2021		2021/2022		2022/2023		2023/2024		2024/2025		TOTAL	
		Prior	Current	Prior	Current	Prior	Current	Prior	Current	Prior	Current	Prior	Current
LOCAL	Local Total	\$16,758	\$12,665	\$10,800	\$36,004	\$2,763	\$28,765	\$12,434	\$47,135	\$17,254	\$36,898	\$60,009	\$161,468
	State Highway Operations and Protection Program												
STATE	SHOPP (Including Augmentation)												
	SHOPP Prior												
	State Transportation Improvement Program												
	STIP (Including Augmentation)												
	STIP Prior												
	Proposition 1 A												
	Proposition 1 B												
	Active Transportation Program												
	Highway Maintenance (HM)												
	Highway Bridge Program (HBP)												
	Road Repair and Accountability Act of 2017 (SB1)												
	Traffic Congestion Relief Program (TCRP)												
	State Transit Assistance (STA)(e.g., population/revenue based, Prop 42)												
	Other												
State Total													
FEDERAL TRANSIT	5307 - Urbanized Area Formula Program		\$5,180	\$41	\$1,404	\$4,871	\$7,164	\$1,404	\$41	\$20,024			
	5309a - Fixed Guideway Modernization												
	5309b - New and Small Starts (Capital Investment Grants)												
	5309c - Bus and Bus Related Grants												
	5310 - Elderly & Persons with Disabilities Formula Program												
	5311 - Nonurbanized Area Formula Program												
	5337 - State of Good Repair												
	5339 - Bus and Bus Facilities Program	\$18	\$18	\$0	\$0	\$0	\$0	\$18	\$20				
	Other												
	Federal Transit Total		\$18	\$5,198	\$41	\$1,405	\$4,872	\$7,164	\$1,405	\$59	\$20,043		
FEDERAL HIGHWAY	Congestion Mitigation and Air Quality (CMAQ)	\$351	\$351					\$12,600	\$4,019	\$4,019	\$4,369	\$16,969	
	Coordinated Border Infrastructure (SAFETEA-LU Sec. 1303)												
	GARVEE Bonds (Includes Debt Service Payments)												
	Highway Infrastructure Program (HIP)												
	High Priority Projects (HPP) and Demo												
	Highway Safety Improvement Program (HSIP)												
	National Significant Freight & Highway Projects (FASTLANE/INFRA)												
	Surface Transportation Program (Regional)	\$8,260	\$3,479	\$6,081	\$727	\$857	\$1,442	\$34	\$818	-\$17,909	-\$18,509	-\$2,677	-\$12,043
Other													
Federal Highway Total		\$8,610	\$3,829	\$6,081	\$727	\$857	\$1,442	\$34	\$13,418	\$13,890	\$14,490	\$1,693	\$4,926
FRA	Passenger Rail Investment and Improvement Act of 2008 (PRIIA)												
	Other												
	Federal Railroad Administration Total												
Federal Total		\$8,628	\$9,027	\$6,122	\$2,131	\$857	\$6,314	\$34	\$20,582	\$13,890	\$13,085	\$1,751	\$24,970
INNOVATIVE FINANCE	TIFIA (Transportation Infrastructure Finance and Innovation Act)												
	Innovative Financing Total												
REVENUES - PROGRAM TOTAL		\$25,386	\$21,692	\$16,921	\$38,135	\$3,620	\$35,079	\$12,468	\$67,718	\$3,364	\$23,813	\$61,760	\$186,437

FY24/25 includes programming for future years and is included here for reference only